



**SUPERIOR COURT OF CALIFORNIA
COUNTY OF TULARE**
www.tulare.courts.ca.gov
559-737-5500

REQUEST FOR DOMESTIC VIOLENCE RESTRAINING ORDER

Forms included in this packet:		
To read	Instructions	
	Can A Domestic Violence Restraining Order Help Me ?	Judicial Council Form # DV-500-INFO
	How To Ask For a Temporary Restraining Order?	Judicial Council Form # DV-505-INFO
	Get Ready for the Restraining Order Court Hearing	Judicial Council Form # DV-520-INFO
	How to Enforce Your Restraining Order	Judicial Council Form # DV-530-INFO
To complete and file	Request for Domestic Violence Restraining Order	Judicial Council Form # DV-100
	Request for Child Custody and Visitation Orders (Optional: If minor children)	Judicial Council Form # DV-105
	City and State Where Children Lived (Domestic Violence prevention)	Judicial Council Form # DV-105(A)
	Request for Order: No Travel With Children (Optional: if minor children)	Judicial Council Form # DV-108
	Notice of Court Hearing	Judicial Council Form # DV-109
	Temporary Restraining Order	Judicial Council Form # DV-110
	Child Custody and Visitation Order (include if orders requested)	Judicial Council Form # DV-140
	Order: No Travel With Children (include if orders requested)	Judicial Council Form # DV-145
	CONFIDENTIAL CLETS Information	Judicial Council Form # CLETS-001
To serve (leave blank)	How Can I Respond to A Request for a Domestic Violence Restraining Order?	Judicial Council Form # DV-120-INFO
	Response to Request for Domestic Violence Restraining Order	Judicial Council Form # DV-120
	Response to Request for Child Custody and Visitation Orders (Domestic Violence)	Judicial Council Form # DV-125
	How Do I Turn In, Sell or Store My Firearms?	Judicial Council Form # DV-800-INFO/JV-252-INFO
	Proof of Firearms Turned In, Sold, or Stored	Judicial Council Form # DV-800/JV-252
	Proof of Service by Mail (CLETS)	Judicial Council Form # DV-250
To file	Proof of Personal Service	Judicial Council Form # DV-200
To read	What is Proof of Personal Service	Judicial Council Form # DV-200-INFO

SELF HELP RESOURCE CENTER

If you are filing a Request for Domestic Violence Restraining Order and do not have an attorney representing you, free assistance is available. Please contact:

Superior Court of California, County of Tulare

SELF-HELP RESOURCE CENTER

(559) 737-5500

221 S. Mooney Blvd. (County Civic Center) Room 203, Visalia CA 93291

OR

300 E. Olive (South County Justice Center), Porterville, CA 93257

The Self-Help Resource Center (also known as the Family Law Facilitator) will provide instructions on how to complete the forms and how to properly serve notice on all the necessary parties. They can answer your procedural questions and explain the court process. The Self-Help Resource Center **CANNOT** represent you in court.

This is an instructional guide to filing a Request for Domestic Violence Restraining Order, designed to explain the process of filing your paperwork and going to court.

Fillable, printable pdf versions of the Judicial Council forms contained in this packet are available online at <https://www.courts.ca.gov/forms.htm>. You can print and handwrite, or type the forms online and print them out to file.

You can also use the **SHARPCourts** program, which will ask for information and use it to fill out the forms for you. If you create a free account, you can save the forms and your information in case you need to make changes or want to file other paperwork at a later date. You can access the program at this website: <https://lawhelpinteractive.org/Interview/GenerateInterview/4871/engine>.

If you have further questions or concerns regarding your restraining order case, you may wish to consult with an attorney, use the assistance of a paralegal or typing service, or do self-research at the Tulare County Law Library (on the ground floor of the Visalia Courthouse, with Law Library computer terminals also available in the Self-Help Resource Center in the Porterville courthouse) or on the California Courts' Self-Help website at <https://selfhelp.courts.ca.gov/DV-restraining-order>. Select the Spanish icon at the right of the webpage for information in Spanish.

INSTRUCTIONS

This packet contains the forms you need to request a Domestic Violence restraining Order. These instructions will explain how to complete these forms and the process of submitting them to the Clerk for filing.

No Fee: There is **no** fee to file these forms.

Before filling out the necessary forms, read *Can A Domestic Violence Restraining Order Help Me? (DV-500-INFO)* and *How Do I Ask For a Temporary Restraining Order? (DV-505-INFO)*. These information sheets will give you general information about what constitutes domestic violence and explain about the process of obtaining a Restraining Order. Confirm that the person you want to restrain is included within a Domestic Violence Restraining Order. If not, ask the Clerk for a Civil Harassment or Elder and Dependent Abuse Restraining Order packet

You will fill out the following forms to start your request:

- **Form DV-100 – Request for Domestic Violence Restraining Order**
 - **Attach DV-101 Description of Abuse** if you have more incidents of abuse to list.
 - **Attach DV-105 Request for Child Custody and Visitation Orders** if you have minor children with the Restrained Party and want to ask the court for temporary custody and visitation orders).
 - **Attach DV-105(A) City and State Where Children Lived (Domestic Violence Prevention)** – if you have minor children with the Restrained Party and they have lived separately from the child listed in DV-105 within the past 5 years, and you are asking the court for temporary custody and visitation orders.
 - **Attach DV-108 Request for Order: No Travel With Children** if you are asking for orders that include visitation time for the Restrained Person.
- **Form DV-109 – Notice of Court Hearing**
- **Form DV-110 – Temporary Restraining Order**
 - **Attach DV-140 - Child Custody and Visitation Order** (if you requested such orders)
 - **Attach DV-145 - Order: No Travel With Children** (if you requested such orders)
- **CLETS-001**

Detailed instructions for completing and filing your forms are included below.

Complete the following forms:

1. Form DV-100 – Request for Domestic Violence Restraining Order

- **Section 1** – write in your name and age and an address where you can reliably receive mail. You can write in a P.O. Box. If you do not want the Restrained Party to know where you live, do not write your home address here because this document must be served on the Restrained Party.
- **Section 2** – write in the name and identifying information of the person you are asking the court to restrain. Fill in as much of the requested information as you know.

- **Section 3**—Check the box that tells what your relationship is to the person you are asking to restrain.
- **Section 4** – If you have a restraining order that is still current or has expired in the last 6 months, give details of the order in section 4a. If you and the Restrained Person have another court case together, list the information about those cases in section 4b.
- **Section 5** – tell the court what happened most recently that made you feel you need a restraining order, and how many times the person has done the same sort of thing to you that happened most recently.
- **Section 6** – Tell the court if the person you are asking to restrain has abused you in some different way from the behavior you described in Section 5.
- **Section 7** – Tell the judge if you want to describe any additional and different behavior by the person you are asking to restrain that makes you feel you need a restraining order.
- **Section 8** – If you are asking the court to protect other household members besides you, list them in section 8(b)(1) and explain in section 8(b)(2) why they need protection.
- **Section 9** – Tell the court if the person you are asking to restrain has any guns or ammunition.
- **Sections 10 through 30** – in these sections, check the box for any specific orders you want the court to make.

PLEASE NOTE:

- Custody and Visitation orders. If you are asking for these orders, you must have either (1) given birth to the child, (2) been married to the other party at the time of the child's birth, (3) received a court order in a family, child support, or juvenile case establishing you as the parent, (4) legally adopted the child (or have an adoption pending), or (5) have signed a voluntary declaration of paternity more than 60 days before filing. **If you have a document showing that you are the parent of the child, attach a copy to your Request form.**
 - If you are requesting these orders, complete and attach a Request for Child Custody and Visitation Orders (DV-105) and, if you are requesting custody of more than one child and they have lived separately in the past 5 years, attach the **City and state Where Children Lives (DV-105(A))**. If you are requesting to restrict the other parent's travel with the children, complete and attach the **Request for Order: No Travel With Children (DV-108)** form too.
- Child support/Spousal Support orders. If you are requesting these, ask the Clerk's office or the Self-Help Resource Center for an **Income and Expense Declaration (FL-150)**.
- Other Orders: The court can order restitution for loss of earnings, out of pocket expenses (such as medical care or temporary housing) and other expense you have incurred as a result of the abuse. If you want the court to order restitution, attach receipts or bring copies to your hearing.
- **Section 32** – date, write your name and sign on this section.
- **NOTE**: Attach a copy of your **Emergency Protective Order** if one has been granted.

2. Form DV-109 - Notice of Court Hearing

- Fill in sections 1 and 2 only.

3. Form DV-110 – Temporary Restraining Order

- Fill in sections 1, 2, and (if applicable) 3. If you are requesting a move-out order, write your address in Section 10. The court will fill in the rest.
- If you are requesting custody and visitation orders, attach the **DV-140** form (complete the party and children’s information). Attach **DV-145 - Order: No Travel With Children** if you requested such orders.

4. CLETS-001

- Fill in your personal information; all information you have about the Restrained Person; any guns or firearms or ammunition in the Restrained Person’s possession; and any persons you are asking to be protected under the restraining order.

Filing the Documents

Return your forms to the Visalia Courthouse, Clerk of the Court (Rm 201) located at 221 S. Mooney Blvd, Room 201, Visalia, CA 93291 **OR** the South County Justice Center, Court Clerk’s window located at 300 E. Olive Ave, Porterville, CA 93257:

- **Form DV-100 – Request for Domestic Violence Restraining Order** (with attachments if any) – original and 1 copy
- **Form DV-109 – Notice of Court Hearing**
- **Form DV-110 – Temporary Restraining Order** (with attachments if you requested custody and visitation orders in your DV-100)
- **CLETS-001**
- **FL-150 (Income and Expense Declaration)** – if you are requesting child support or spousal support – original and 2 copies.

There is no fee to file.

The Court Clerk will file the forms and send them to the judge for review right away.

The judge will carefully review and consider your request. The court will grant a temporary restraining order if it appears necessary to keep you safe until the hearing. Even if the court does not grant a temporary restraining order, a hearing will be set for about three weeks from the date you file your Request.

After the court makes a decision, the clerk will call to let you know your paperwork is ready for pickup. You will receive copies of the Notice of Hearing and certified copies of the Temporary Restraining Order if one is granted.

Serving the Paperwork

You will need to have the respondent served by 5 calendar days (or the amount of time listed on the **DV-109, Notice of Hearing**) before the hearing.

You will need to serve copies of the following forms that you filed:

- **DV-100** - Request for Domestic Violence Restraining Order
- **DV-109** - Notice of Hearing
- **DV-110** - Temporary Restraining Order
- **FL-150** - Income and Expense Declaration – if filed
- You will also need to serve the following blank forms:
 - **DV-120** - Response to Domestic Violence Restraining Order
 - **DV-120-INFO** - How Can I Respond to A Domestic Violence Restraining Order?
 - **DV-800-INFO** - How Do I Turn In, Sell or Store My Firearms?
 - **DV-800** - Proof of Firearms Turned In, Sold, or Stored

The Sheriff's Department, located at 221 S. Mooney Blvd. Room 102, County Civic Center Visalia CA 93291 will serve the paperwork at no charge to you. You will need to provide two copies of each form you want the Sheriff's Department to serve.

Next Steps

You will need to appear at your court date that is listed on the **Notice of Hearing (DV-109)**. You can appear remotely or in person. At that hearing, the court will either grant or deny your Request, or set a further "contested" hearing where both parties can bring evidence to support their side of the story. If this happens and you were granted a temporary restraining order, the order will be extended until the new court date.

Further Assistance

If you need further assistance, please contact the Self-Help Resource Center at 221 S. Mooney Blvd., Room 203, County Civic Center, Visalia (inside the Visalia courthouse) or 300 E. Olive Street, Porterville (inside the South County Justice Center). Call: 559-737-5500 or email tccselfhelpinfo@tulare.courts.ca.gov. The Resource Center cannot give you legal advice or tell you what to say to the judge, but staff can review your forms and tell you if they are complete and correct before you file.

What is a “domestic violence restraining order”?

It is a court order that can help protect people who have been abused by someone they've had an intimate relationship with, are closely related to, or have lived with as more than just roommates.

How can a restraining order help me?

A judge can order the restrained person to:

- Not contact you, your children or relatives, or people you live with;
- Stay away from you, your children or relatives, or people you live with, your home, your job, etc.;
- Not have any firearms (guns, including "ghost guns"), firearm parts, or ammunition;
- Move out of a home that you live in;
- Obey child custody and visitation orders;
- Pay child support;
- Pay spousal support;
- Pay debt for property; and
- Give you control of property (examples: cell phone, car, home).

Does this request cost money to file?

No, filing this request with the court is free.

How long can a restraining order last?

If the judge makes a temporary order, it will last until your hearing date (court date). Your hearing is usually three weeks after you turn in your court papers. At your hearing, the judge will decide whether to grant you a long-term restraining order that can last up to five years.

How soon can I get the order?

If you decide to ask for a restraining order, you will need to complete court papers. Once you turn in your court papers, a judge will decide the same day or next business day on whether to grant you a temporary restraining order.

How old must I be to ask for one?

To ask for a restraining order on your own, you must be 12 years old or older. In some cases, the judge may ask that an adult (someone 18 years old or older), like a trusted relative, help you in your case.

What if I don't have a green card?

You can get a restraining order even if you are not a U.S. citizen. If you are worried about deportation, you may want to talk with an immigration lawyer.

Can a restraining order protect my children?

Yes, you can ask the judge to protect your children. If you are asking for a restraining order against someone you have children with, you can also ask the judge to make child custody and visitation orders. And if you think that the other parent might abduct (kidnap) your children, you can ask for orders to prevent kidnapping.

Can I use a restraining order to get divorced or terminate a registered domestic partnership?

No. These forms will not end your marriage or registered domestic partnership. You must file other forms to end your marriage or registered domestic partnership.



DV-500-INFO Can a Domestic Violence Restraining Order Help Me?

Am I eligible?

To qualify for a domestic violence restraining order, you must have a (1) required relationship and (2) show that the person you want a restraining order against has been abusive.

Required relationship

- Your spouse, ex-spouse, registered domestic partner, or ex-registered domestic partner;
- Someone you have a child with;
- Your parent, child, sibling, or grandparent (includes in-laws and step relationships);
- Someone you live with or used to live with (more than just roommates);

Abuse

Abuse can be spoken, written, or physical. It can be physical, sexual, or emotional. It includes threats to harm you or your family, stalking, harassment, destroying personal property, repeated contact, and disturbing the peace.

What does disturbing the peace mean?

It means to destroy someone's mental or emotional calm. Disturbing the peace includes coercive control. Coercive control means a number of acts that unreasonably limit the free will and individual rights of any person. Examples include:

- Isolating someone from their friends, relatives, or other support;
- Keeping them from food or basic needs;
- Controlling or keeping track of them, including their movements, contacts, actions, money, or access to services;
- Threats to immigration status;
- Making them do something that they don't want to do; and
- Controlling or interfering with someone's contraception (birth control, condoms); pregnancy or ability to become a parent; or access to health information.

What if I don't qualify for a domestic violence restraining order?

There are other kinds of restraining orders you can ask for. Here are some examples:

- Civil harassment order (can be used for neighbors, roommates, cousins, uncles, and aunts).
- Dependent adult or elder abuse restraining order (if you are at least 65 or a dependent adult).
- Gun violence restraining order (to prevent someone from hurting themselves or others with a firearm).

Note that all restraining orders include a firearms and ammunition restriction. A gun violence restraining order gives limited protection because it only restrains the person from having firearms and ammunition. To learn more about other kinds of restraining orders, go to: <https://selfhelp.courts.ca.gov/restraining-orders>.

How do I ask for a domestic violence restraining order?

See [form DV-505-INFO, How to Ask for a Domestic Violence Restraining Order](#). The forms are available online at www.courts.ca.gov/forms. If you want a paper copy, go to any California courthouse. You can also check with your county's law library.

Will I have a court hearing (court date)?

Yes. The court will give you a day and time to attend court. If you want to attend court remotely (by phone or videoconference), go to the court's website to find out how to attend remotely. To learn more about what to expect at your hearing, read [form DV-520-INFO, Get Ready for Your Restraining Order Court Hearing](#), or go to: <https://selfhelp.courts.ca.gov/DV-restraining-order/prepare-court-date>.




Do I need a lawyer to make this request?

No, but this type of request can be hard to get through on your own. Free help may be available at your local court's self-help center. (See below.)

Where can I find a self-help center?

Find your local court's self-help center at www.selfhelp.courts.ca.gov/find. Self-help center staff will not act as your lawyer but may be able to give you information to help you decide what to do in your case, and help you with the forms.

What if I need an interpreter?

 If you decide to ask for a restraining order, you will need to talk to a judge. If you need an interpreter, use [form INT-300](#) to request an interpreter or ask the court clerk how you can request one.

I have a disability. How can I get help?

You may use [form MC-410](#) to request assistance. Contact the disability or ADA coordinator at your local court for more information.

Request for Accommodations



Assistive listening systems, computer-assisted real-time captioning, or sign language interpreter services are available if you ask at least five days before the hearing. Contact the clerk's office or go to www.courts.ca.gov/forms.htm for *Disability Accommodation Request* ([form MC-410](#)). (Civil Code section 54.8.)

Confidential Address Program

If you are a victim of domestic violence or live with a victim of domestic violence, there is a special program called Safe At Home that you can apply for. It is a free program that would help you keep your address private. To learn more about the program, go to: <https://www.sos.ca.gov/registries/safe-home/>. Note that it may take several weeks to be approved.

For more information on other steps of the process

- [Form DV-505-INFO](#), *How to Ask for a Domestic Violence Restraining Order*
- [Form DV-200-INFO](#), *What Is "Proof of Personal Service"?*
- [Form DV-520-INFO](#), *Get Ready For Your Restraining Order Court Hearing*
- [Form DV-530-INFO](#), *How to Enforce Your Restraining Order*

Information about the court process is also available online

<https://selfhelp.courts.ca.gov/DV-restraining-order/process>.

Where can I find other help?

The National Domestic Violence Hotline provides free and private safety tips. Help is available every day, 24 hours a day, and in over 100 languages. Visit online at www.thehotline.org or call 1-800-799-7233; 1-800-787-3224 (TTY).

Part 1: Complete court forms

You will need to complete at least three forms to ask for a domestic violence restraining order:

Required forms:

- [Form DV-100](#);
- [Form DV-109](#);
- [Form DV-110](#); and
- [Form CLETS-001](#).

Optional forms:

If you have a child or children with the other side, you can ask for additional protection, like child custody orders. To make these requests, you must complete two more forms:

- [Form DV-105](#); and
- [Form DV-140](#).

If you want to ask for child support or spousal support, make the request on form DV-100 (see item [\(24\)](#) or [\(25\)](#)) and complete one more form:

- [Form FL-150](#).

Most court forms are public documents. What does "public" mean?

When you file papers with the court, those papers become "public." This means that anyone may ask the court to see the information you put on your papers. Also, the person you are asking for protection from will see all the information on your court papers, because you will have to have these papers personally delivered to them. This is called "personal service," and more information is available on [form DV-200-INFO, What Is "Proof of Personal Service"?](#)

How old must I be to ask for my own restraining order against someone?

To ask for a restraining order, you must be 12 years old or older. In some cases, the judge may ask that an adult (someone 18 years old or older), like a trusted relative, help you in your case.

Tips for completing form DV-100**Required relationship**

At item [\(3\)](#), you must have one of the listed relationships between you and the person you want protection from. If none apply, go to <https://selfhelp.courts.ca.gov/restraining-orders> for information on other types of restraining orders you might qualify for.

Describe the abuse

At items [\(5\)](#)–[\(7\)](#), you must describe the abuse that happened. This part is important, because a judge will decide whether to give you a restraining order based on the information you give. For more information of what abuse means under the law, see form [DV-500-INFO, Can A Domestic Violence Restraining Order Help Me?](#)

I don't want people to see my address

You may not want someone to be able to see certain information, like your address. You do not have to give the address to where you live on form DV-100, item [\(1\)](#). You can use a different address, like a friend's address or P.O. box. Just be sure to get the person's permission to use their address first, because any papers the court or other side mails to you will go to the address you list in item [\(1\)](#). And make sure that person will tell you right away if you get mail from the court.

I don't want people to see information I provide about a child (minor)

You can ask the court to make some of the information you provide about a child private (confidential). If the court makes information about a child private, the public will not be able to see this information on your court papers. See [form DV-160-INFO](#) for help with asking the court to make a child's information private.



What if the other side has firearms (guns) or ammunition?

In item (9), list information you have about any firearms (guns), firearm parts, or ammunition that the other side might own or have access to. This information is important to the judge. The judge can notify law enforcement about any firearms, including illegal or untraceable firearms called "ghost guns." Once notified, law enforcement must do what they can to get the firearms if there is a restraining order in place.

What does "Other orders" (item (14)) mean?

This section allows you to make any special requests that you need to prevent more abuse by the other side.

What is the difference between "Pay Debts Owed for Property (item (22)) and "Pay Expenses Caused by the Abuse (item (23))?"

If you want the other side to pay a debt owed for property, like a car or mortgage, you can make this request at item (22). If you want the other person to pay you back for damage that happened because of their abuse, like breaking your cellphone or for medical bills, you can make this request at item (23).

What is "Spousal Support" (item (25))?

If you are married to the person you want protection from or in a registered domestic partnership, you can ask a judge to order them to pay you spousal support. The amount of spousal support depends on different factors, including how much you make versus how much the other side makes. It is important to know that in California, you cannot get spousal support for "common law" marriages, where parties have lived like a married couple but never legally married. California does not recognize "common law" marriage.

What is a "Batterer Intervention Program" (item (27))?

In most cases, it is a year-long program that helps a person recognize abusive behavior so that they will stop the abuse. Unlike anger management programs, the goal of batterer intervention programs is to stop a person from using power and control in their relationships. If ordered to complete the program by a judge, the restrained person will have to pay program fees. The program will keep track of progress and attendance.

Part 2: File your court papers

Filing is when you turn in your completed court papers to the court. To file your court papers, you can call the court clerk to see find out which courthouse to go to. If you want to file online (e-file), check your local court's website for more information. To find your local court or their website, go to:

www.courts.ca.gov/find-my-court.htm

Part 3: Get your papers from court

After you turn in your court papers, you will need to get them back from the court. Your papers will be ready the same day or the next business day. Ask the court clerk when your court papers will be ready. You may have to return to the courthouse to pick up your papers if the court cannot return them to you electronically. Look at your papers to see if the judge granted you a temporary restraining order, on form DV-110.

- ▶ If the judge **granted** you temporary protection and you want it to last longer, make sure you attend your court hearing (listed on form DV-109).
- ▶ If the judge **did not** grant you a temporary restraining order, the judge can grant you a restraining order at your court hearing (listed on form DV-109).

Part 4: Have someone serve your papers

You must have an adult personally give a copy of all your court papers to the person you want a restraining order against. It cannot be you or anyone listed on the restraining order. Serving papers can be a dangerous situation. If you want the sheriff to serve your papers, they will do so for free. For more information on service, read [form DV-200-INFO](#), *What Is "Proof of Personal Service"?*

Part 5: Get ready for and go to your court hearing

At your court hearing, the judge will decide whether to grant you a long-term restraining order that can last up to five years. You have the option of attending your hearing in-person or remotely (by phone, or videoconference if available). For information on how to attend your hearing remotely, go to the court's website. Some courts may require advance notice. At the hearing, you and the other side will have the opportunity to tell your side of the story. For more information, read [form DV-520-INFO](#), *Get Ready for the Restraining Order Court Hearing*. If you need more time to prepare your case, you may ask for a new court date. Read [form DV-115-INFO](#), *How to Ask For a New Hearing Date*, for more information.

Information about the process is also available online

<https://selfhelp.courts.ca.gov/DV-restraining-order/process>.

Where can I find free help?

Free legal help is available at your court's self-help center. Find your local court's self-help center at www.selfhelp.courts.ca.gov/find. Self-help center staff will not act as your lawyer but may be able to give you information to help you decide what to do in your case, and help you with the forms. Staff may also refer you to other agencies who may be able to help you.

What if I am worried about my safety?

The National Domestic Violence Hotline provides free and private safety tips. Help is available every day, 24 hours a day, and in over 100 languages. Visit online at www.thehotline.org or call 1-800-799-7233; 1-800-787-3224 (TTY).

Make arrangements before your court hearing

- **If you or a witness wants to attend court remotely (by phone or videoconference)**

Check the court's website as soon as possible to see what you need to do to attend remotely. You can use www.courts.ca.gov/find-my-court.htm to find your court's website.

- **Court interpreter:** If you need an interpreter, use form INT-300 to request an interpreter or ask the court clerk how you can request one. You can also use this form to ask for an interpreter for a witness.
- **Childcare:** Find childcare because court may take all morning or afternoon, even all day. Some courts have a Children's Waiting Room, a safe place for children to wait while parents are in court. You can check with your court in advance to see if this is available.
- **Support person:** You can have someone attend court with you. The person you bring cannot speak for you but can sit next to you when your case is called (if you attend in person). If you attend by videoconference, your support person can also attend with you.
- **Disability accommodation:** You may use form MC-410 to request assistance. Contact the disability/ADA coordinator at your local court for more information.

Bring evidence or witnesses to your court hearing

If you have evidence or witnesses, read the information below. Bringing evidence or witnesses is optional and not required. Your statements alone can be proof for your case. If you are the person asking for the restraining order you will have to convince the judge that abuse occurred. The judge will make a decision based on all evidence and statements made by both sides.

- **Evidence:** Evidence can include pictures, emails, medical records showing injuries, police reports, etc. If you have evidence, you will need to make it available to the judge and other side to see. Sometimes the judge cannot look at or consider certain documents. The judge will decide which documents can be included in your case. If you are attending court in person, bring three copies of your written evidence, if you have not already filed and served it on the other side. If you have evidence and want to attend your court date by phone or videoconference, contact your local self-help center for information on how to share your evidence with the judge and other side
- **Witnesses:** You can ask the judge to allow witnesses to speak at your court hearing. If you have a lot of witnesses, you may need to complete paperwork before your court hearing. Ask your local self-help center for more information.

Request for Accommodations



Assistive listening systems, computer-assisted real-time captioning, or sign language interpreter services are available if you ask at least five days before the hearing. Contact the clerk's office or go to www.courts.ca.gov/forms.htm for *Disability Accommodation Request* (form MC-410). (Civil Code section 54.8.)

Tips for your court hearing

Plan what you want to say to the judge

It may help to plan out and make notes about what you want to say to the judge. If needed, you can use your notes for your court hearing. Read over the court papers in your case and write out anything else you want the judge to know. Focus on the facts and details that support your side of the story. Go over any papers you received from the other side. Try to understand what they are asking for and arguing in the case (their allegations). If you do not agree, tell the judge. Think about and write down how you want to defend against their arguments

Attend early and safely

Show up or call in to your hearing early. If you are attending online, practice using the technology, like Zoom, before your court date. If you are late, you may miss your case being called. If you might be late, try to call the court right away to let courtroom staff know that you will be late.

- ▶ If you attend in person, do not sit near or talk to the other person. If you are afraid of the other person, tell the officer who is in the courtroom.
- ▶ If you attend by videoconference, and you don't want the other side to see where you are or your phone number (if you call in), talk with an advocate about how to safely attend using videoconference. This may include using a virtual background or using another phone number to call in. You can contact the National Domestic Violence Hotline for free help. See page 4 for information.

Follow courtroom rules

Here are some common rules:

- Put your cellphone on silent mode, if you're attending in person.
- Do not eat or drink during your hearing, except for water.
- Do not wear a hat or sunglasses on your head.
- When speaking to the judge, call the judge "Your honor" or "judge."
- Don't interrupt anyone who is speaking.
- Wait until it's your turn to speak and let the judge know you want a chance to speak

What will happen during my case?

The judge will give both sides time to speak

Usually, the judge asks the person who wants the restraining order to talk first. No matter who talks first, you will both get a chance to speak. Attending court can be difficult and stressful but it is important not to talk over anyone. If you have something to say and it is not your turn, let the person finish talking and then ask the judge for permission to speak.

The judge will reschedule your court hearing or make a decision

- ▶ There are a few reasons why the judge may have rescheduled your court date. This is called a continuance. Here are some examples:
 - Person asking for the restraining order did not serve the other side in time (by the deadline).
 - The judge needs to set aside more time to hear your case.
 - If the restrained person has not filed a response (form DV-120) and asks for more time to prepare for the case, the judge must grant their request if they ask for one at the first court date.

If the judge reschedules your court date, the judge will usually extend the temporary restraining order, if one was granted. If the judge reschedules your court date, make sure you get a new order (form DV-116, *Order on Request to Continue Hearing*).

- ▶ If the restraining order is denied, this means that the judge has decided that there was not enough evidence to prove that abuse happened. This means that your restraining order case is finished and any temporary protection expires.
- ▶ If the restraining order is granted, this means that the judge has decided that there is enough evidence to prove that abuse happened. You should go over the restraining order to make sure you understand all the orders. See the next page for information on next steps.

What do I do after a restraining order is granted?

If you've had your day in court and the judge granted you a long-term restraining order, you may have a couple more steps to take. Make sure all steps are completed as soon as possible. If you do not, the police may not be able to enforce your restraining order.

Protected person:

Restrained person:

- ① Your restraining order will be on form DV-130, *Restraining Order After Hearing*. If you don't have a form DV-130 that is signed by the judge, check with the clerk to see if one was filed. If it has, ask for a copy. If one has not been filed, you will need to fill out:
 - Form DV-130 (required).
 - Form DV-140, *Child Custody and Visitation Order* (required if court made orders for your children).
 - Form FL-342, *Child Support Information and Order Attachment*, or form FL-343, *Spousal, Domestic Partner, or Family Support Order Attachment*, if the judge orders child support or spousal support.
- ② Turn in your completed form(s) to the court clerk. The clerk will then give it to the judge to review and sign. You will need to pick it up once it is signed. Ask the court clerk when your forms will be ready. There is no fee for turning in this form, and you should receive some free copies.
- ③ Look at form DV-130 to see if the judge ordered you to serve the form by mail or in person. If you are ordered to serve the form by mail, this means your server only has to mail a copy of the restraining order. But, serving someone in person is always best. When you mail court papers, it may be hard to prove that the person actually received a copy especially if the person moves a lot. Learn more about service at: <https://selfhelp.courts.ca.gov/DV-restraining-order/serve-longterm-order>.

- ① You must obey orders the judge makes. The orders will be on form DV-130, *Restraining Order After Hearing*. If you do not obey them, you could be arrested, or convicted of a crime.
- ② If you have any prohibited items (firearms (guns), firearm parts, ammunition), you must bring all items to a licensed gun dealer or police. For more information, read form DV-800-INFO/JV-270-INFO, *How Do I Turn In, Sell, or Store My Firearms, Firearm Parts, and Ammunition?* The information is also available online at: www.selfhelp.courts.ca.gov/respond-to-DV-restraining-order/obey-firearms-orders. Free help is also available at your local self-help center. Find your local court's self-help center at www.courts.ca.gov/selfhelp.

What if I have a child with the other side?

If you ask for child custody or visitation (parenting time) orders, the judge may have you meet with a court professional to see if you and the other parent can agree on parenting time. This process is called "mediation." You can ask to meet separately and not with the other side in your case. Ask the court staff how you can make this request. For more information on mediation, go to: www.selfhelp.courts.ca.gov/child-custody/what-to-expect-mediation.

What happens if I don't attend the court hearing?

- ▶ If you asked for a restraining order and you do not attend the hearing, any protection you have in this case will expire. If the other side attends the hearing and you don't, the judge could make some orders against you, like lawyer's fees. To get another restraining order, you would have to fill out and file a new set of forms. If you've changed your mind and no longer want a restraining order, talk with self-help center staff or a lawyer.

- ▶ If someone asked for a restraining order against you, and you do not attend the hearing, a judge may grant a restraining order against you without hearing your side. The order can last for up to five years, and can include orders regarding children or property that you have with the person asking for protection.

Information about the court process is also available online

<https://selfhelp.courts.ca.gov/DV-restraining-order/process>.

Where can I find a self-help center?

Find your local court's self-help center at www.courts.ca.gov/selfhelp. Self-help center staff will not act as your lawyer but may be able to give you information to help you decide what to do in your case.

Where can I find other help?

The National Domestic Violence Hotline provides free and private safety tips. Help is available every day, 24 hours a day, and in over 100 languages. Visit online at www.thehotline.org or call 1-800-799-7233; 1-800-787-3224 (TTY).

Report a violation to the police

Now that you have a domestic violence restraining order, you may need to enforce it if the restrained person violates the order. Enforce usually means to call the police to report a violation. To have the police enforce your order, call 911. If the restrained person has firearms (guns), "ghost guns" (a homemade or unregistered gun), or other weapons, make sure to tell the police.

What can the police do?

The police can arrest the restrained person for violating the restraining order. Based on your report of the violation, the district attorney or prosecutor can charge the restrained person with a crime. If you have questions about a case or whether a criminal case was filed, you can call the District Attorney's Office in your county, or the county where the violation happened. The restrained person can go to jail or pay a fine if convicted of violating your restraining order.

Ask the judge to act on the violation

Violating the restraining order means that the restrained person did not obey the judge's order. This could have consequences for the restrained person. For example, if you have a child with the restrained person, a violation could affect the restrained person's parenting time with your child. You can ask the judge to change custody or visitation orders because of the violation. You can also ask the judge to order the restrained person to pay you or the court money as "sanctions" or to hold the restrained person "in contempt of court," and the restrained person can be ordered to pay money to the court, do community service, and/or spend up to five days in jail per violation. For more information about what a judge can do, contact your local self-help center or talk to a lawyer. For more information about self-help centers, see page 2.

What form is my restraining order on?

Here are some examples:

- DV-130
- DV-730
- CR-160
- DV-110
- DV-116
- EPO-001

Keep a copy of your restraining order with you

You should have a copy of your restraining order with you at all times. Make sure it is the **most recent** restraining order and still in effect (not expired). If you have more than one, have a copy of each one. If you have a cellphone, use your cellphone to take a picture of all the pages so you always have proof of it. If the restrained person was not at the court hearing, make sure you have a copy of the proof of service form too. The proof of service proves that the restrained person knows about the restraining order and must follow the order.

What if the judge granted orders to protect my children?

You can give a copy of the restraining order to any place that your child will be. If the restrained person is not allowed to have access to your child's medical records, school records, or other information, make sure to let your child's providers know right away. It may be a good idea to change your passwords to any shared online accounts, and update your contact information with those providers.

Give copies of the order to other people

If you want other people to know about your restraining order and help you enforce it, give them a copy. This is optional and should only be done if it is safe to do so. Here are some examples:

- Your child's school or childcare, if your restraining order protects your child.
- Other people protected by your restraining order, when appropriate.
- Your employer, if you are worried about being harassed or abused at work.
- Local police department: Giving a copy to your local police department is optional because all law enforcement agencies have access to restraining orders through a law enforcement database.

Where can I find other help?

The National Domestic Violence Hotline provides free and private safety tips. Help is available every day, 24 hours a day, and in over 100 languages. Visit online at www.thehotline.org or call 1-800-799-7233; 1-800-787-3224 (TTY).

What if I have more than one restraining order against the same person?

Keep a copy of all active restraining orders with you. If you call the police to enforce the order, the police will need to follow the rules of enforcement (see "Priority of Enforcement" listed on the back of forms DV-110, DV-130, and CR-160). If you have questions about any of the orders, contact your local self-help center or talk to a lawyer.

Where can I find a self-help center?

Find your local court's self-help center at www.courts.ca.gov/selfhelp. Self-help center staff will not act as your lawyer but may be able to give you information to help you decide what to do in your case, and help you with the forms.

Clerk stamps date here when form is filed.

Instructions

To ask for a domestic violence restraining order, you will need to complete this form and other forms (see page 12 for list of forms). If this case includes sensitive information about a minor child (under 18 years old), see form DV-160-INFO, Privacy Protection For a Minor (Person Under 18 Years Old) Domestic Violence Prevention for more information on how to protect the child's information.

1 Person Asking for Protection

a. Your name: _____

b. Your age: _____

c. ! Address where you can receive court papers

(This address will be used by the court and by the person in 2 to send you official court dates, orders, and papers. For privacy, you may use another address like a post office box, a Safe at Home address, or another person's address, if you have their permission and can get your mail regularly. If you have a lawyer, give their information.)

Address: _____

City: _____ State: _____ Zip: _____

d. ! Your contact information (optional)

(The court could use this information to contact you. If you don't want the person in 2 to have this information, leave it blank or provide a safe phone number or email address. If you have a lawyer, give their information.)

Telephone: _____ Fax: _____

Email Address: _____

e. Your lawyer's information (if you have one)

Name: _____ State Bar No.: _____

Firm Name: _____

Fill in court name and street address:

Superior Court of California, County of _____

Court fills in case number when form is filed.

Case Number: _____

2 Person You Want Protection From

a. Full name: _____

b. Age (give estimate if you do not know exact age): _____

c. Date of birth (if known): _____

d. Gender: M F Nonbinary

e. Race: _____

This is not a Court Order.



3 Your Relationship to the Person in 2

(If you do not have one of these relationships with the person in 2, do not complete the rest of this form. You may be eligible for another type of restraining order. Learn more at <https://selfhelp.courts.ca.gov/restraining-orders>.)

(Check all that apply)

- a. We have a child or children together (*names of children*): _____
- b. We are married or registered domestic partners.
- c. We used to be married or registered domestic partners.
- d. We are dating or used to date.
- e. We are or used to be engaged to be married.
- f. We are related. The person in 2 is my (*check all that apply*):
 - Parent, stepparent, or parent-in-law
 - Child, stepchild, or legally adopted child
 - Child's spouse
 - Brother, sister, sibling, step-sibling, or sibling in-law
 - Grandparent, step-grandparent, or grandparent-in-law
 - Grandchild, step-grandchild, or grandchild-in-law
- g. We live together or used to live together. (*If checked, answer question below*):
Have you lived together with the person in 2 as a family or household (more than just roommates)?
 Yes No (If no, you do not qualify for this kind of restraining order unless you checked one of the other relationships listed above.)

4 Other Restraining Orders and Court Cases

- a. Are there any restraining orders currently in place or that have expired in the last six months (examples: Did the police give you a restraining order that lasts a few days? Do you have one from the criminal court?)
 - No
 - Yes (*If yes, give information below and attach a copy if you have one.*)
 - (1) (*date of order*): _____ (*date it expires*): _____
 - (2) (*date of order*): _____ (*date it expires*): _____
- b. Are you involved in any other court case with the person in 2?
 - No
 - Yes (*If you know, list where the case was filed (city, state, or tribe), the year it was filed, and case number.*)
 - Custody _____
 - Divorce _____
 - Juvenile (*child welfare or juvenile justice*): _____
 - Guardianship _____
 - Criminal _____
 - Other (*what kind of case?*): _____

This is not a Court Order.



Describe Abuse

In this section, explain how the person in (2) has been abusive. The judge will use this information to decide your request. Listed below are some examples of what "abuse" means under the law. **It is not a complete list** of all examples of abuse. Give information on any incident that you believe was abusive.

- made repeated unwanted contact with you
- tracked, controlled, or blocked your movements
- kept you from getting food or basic needs
- isolated you from friends, family, or other support
- made threats based on actual or suspected immigration status
- made you do something by force, threat, or intimidation
- stopped you from accessing or earning money
- tried to control/interfere with your contraception, birth control, pregnancy, or access to health information
- harassed you
- hit, kicked, pushed, or bit you
- injured you or tried to
- threatened to hurt or kill you
- sexually abused you
- abused a pet or animal
- destroyed your property
- choked or strangled you
- abused your children

5 Most recent abuse

- a. Date of abuse (give an estimate if you don't know the exact date): _____
- b. Did anyone else hear or see what happened on this day?
 I don't know No Yes (If yes, give names): _____
- c. Did the person in (2) use or threaten to use a gun or other weapon?
 No Yes (If yes, describe gun or weapon): _____
- d. Did the person in (2) cause you any emotional or physical harm?
 No Yes (If yes, describe harm): _____
- e. Did the police come? I don't know No Yes (If the police gave you a restraining order, list it in (4).)
- f. Give more details about how the person in (2) was abusive on this day. Details can include what was said, done, or sent to you (examples: text messages, emails, or pictures), how often something happened, etc.
- _____
- _____
- _____
- _____
- _____
- g. How often has the person in (2) abused you like this?
 Just this once 2-5 times Weekly Other: _____
 Give dates or estimates of when it happened, if known:

This is not a Court Order.



**6 Has the person in 2 abused you in a different way from the abuse you described in 5?
If yes, describe below.**

a. Date of abuse (give an estimate if you don't know the exact date): _____

b. Did anyone else hear or see what happened on this day?
 I don't know No Yes (If yes, give names): _____

c. Did the person in 2 use or threaten to use a gun or other weapon?
 No Yes (If yes, describe gun or weapon): _____

d. Did the person in 2 cause you any emotional or physical harm?
 No Yes (If yes, describe harm):

e. Did the police come? I don't know No Yes (If the police gave you a restraining order, list it in 4.)

f. Give more details about how the person in 2 was abusive on this day. Details can include what was said, done, or sent to you (examples: text messages, emails, or pictures), how often something happened, etc.

g. How often has the person in 2 abused you like this?
 Just this once 2-5 times Weekly Other: _____
Give dates or estimates of when it happened, if known:

This is not a Court Order.

**7 Is there other abuse by the person in 2 that you want the judge to know about?
If yes, describe below.**

a. Date of abuse (give an estimate if you don't know the exact date): _____

b. Did anyone else hear or see what happened on this day?
 I don't know No Yes (If yes, give names): _____

c. Did the person in 2 use or threaten to use a gun or other weapon?
 No Yes (If yes, describe gun or weapon): _____

d. Did the person in 2 cause you any emotional or physical harm?
 No Yes (If yes, describe harm):

e. Did the police come? I don't know No Yes (If the police gave you a restraining order, list it in 4.)

f. Give more details about how the person in 2 was abusive on this day. Details can include what was said, done, or sent to you (examples: text messages, emails, or pictures), how often something happened, etc.

g. How often has the person in 2 abused you like this?
 Just this once 2-5 times Weekly Other: _____
Give dates or estimates of when it happened, if known:

Check this box if you need more space to describe the abuse. You can use form DV-101, Description of Abuse, and turn it in with this form. You can also use a separate sheet of paper, write "Describe Abuse" abuse at the top, and turn it in with this form.

This is not a Court Order.

8 Other Protected People

Do you want the restraining order to protect your children, family, or someone you live with?

- a. No
- b. Yes (If yes, complete the section below):

(1) Full name	Age	Relationship to you	Lives with you?
_____	_____	_____	<input type="checkbox"/> Yes <input type="checkbox"/> No
_____	_____	_____	<input type="checkbox"/> Yes <input type="checkbox"/> No
_____	_____	_____	<input type="checkbox"/> Yes <input type="checkbox"/> No
_____	_____	_____	<input type="checkbox"/> Yes <input type="checkbox"/> No

Check this box if you need to list more people. Use a separate piece of paper and write "DV-100, Other Protected People" at the top. Turn it in with this form.

(2) Why do these people need protection?

9 Does Person in (2) Have Firearms (Guns), Firearm Parts, or Ammunition?

(A firearm includes a handgun, rifle, shotgun, and assault weapon. A firearm part means a receiver or frame or any item that may be used as or easily turned into a receiver or frame. Ammunition includes bullets, shells, cartridges, and clips.)

- a. I don't know
- b. No
- c. Yes (If you have information, complete the section below.)

	Describe Firearms (Guns), Firearm Parts, or Ammunition	Number or Amount	Location, if known
(1)	_____	_____	_____
(2)	_____	_____	_____
(3)	_____	_____	_____
(4)	_____	_____	_____
(5)	_____	_____	_____
(6)	_____	_____	_____

This is not a Court Order.



Choose the Orders That You Want a Judge to Make

In this section, you will choose the orders you want a judge to make now. Every situation is different.
Choose the orders that fit your situation.

Check all the orders that you want a judge to make (order).

10 **Order to Not Abuse**

I ask the judge to order the person in **(2)** to not do the following things to me or anyone listed in **(8)**:

Harass, attack, strike, threaten, assault (sexually or otherwise), hit, follow, stalk, molest, destroy personal property, keep under surveillance, impersonate (on the internet, electronically, or otherwise), block movements, annoy by phone or other electronic means (including repeatedly contact), or disturb the peace. (For more information on what "disturbing the peace" means, read [form DV-500-INFO](#), *Can A Domestic Violence Restraining Order Help Me?*)

11 **No-Contact Order**

I ask the judge to order the person in **(2)** to not contact me or anyone listed in **(8)**.

12 **Stay-Away Order**

a. I ask the judge to order the person in **(2)** to stay away from:

(Check all that apply)

- | | | |
|---|--|--|
| <input type="checkbox"/> Me. | <input type="checkbox"/> My vehicle. | <input type="checkbox"/> My children's school or childcare. |
| <input type="checkbox"/> My home. | <input type="checkbox"/> My school. | <input type="checkbox"/> Other <i>(please explain)</i> : _____ |
| <input type="checkbox"/> My job or workplace. | <input type="checkbox"/> Each person in (8) . | |

b. How far do you want the person to stay away from all the places you checked above?

- 100 yards (300 feet) Other *(give distance in yards)*: _____

c. Do you and the person in **(2)** live together or live close to each other?

- No Yes *(If yes, check one)*:
- Live together *(If you live together, you can ask that the person in (2) move out in (13) .)*
- Live in the same building, but not in the same home
- Live in the same neighborhood
- Other *(please explain)*: _____

d. Do you and the person in **(2)** have the same workplace or go to the same school?

- No Yes *(If yes, check all that apply)*:
- Work together at *(name of company)*: _____
- Go to the same school *(name of school)*: _____
- Other *(please explain)*: _____

This is not a Court Order.



13 **Order to Move Out**

a. I ask the judge to order the person in **2** to move out of the home, located at:

(Give address): _____

b. I have a right to live at this address because:

(Check all that apply)

- | | |
|---|--|
| <input type="checkbox"/> I own the home. | <input type="checkbox"/> I have lived at this address for _____ years, _____ months. |
| <input type="checkbox"/> My name is on the lease. | <input type="checkbox"/> I pay for some or all the rent or mortgage. |
| <input type="checkbox"/> I live at this address with my child(ren). | <input type="checkbox"/> Other (please explain): _____ |

14 **Other Orders**

(Describe any additional orders you want the judge to make to keep you, your children, or the people in **8** safe.):

15 **Child Custody and Visitation**

(Check this box if you have a child with the person in **2** and want the judge to make or change a child custody or visitation order. **You must fill out form DV-105, Request for Child Custody and Visitation Orders, and attach it to this form.**)

Orders that you can request on form DV-105 include:

- Child custody
- No visits with your children
- Stop person in **2** from accessing your child's school or medical information
- Supervised (monitored) visits with your children
- Unsupervised (unmonitored) visits with your children

This is not a Court Order.



16 **Protect Animals**

a. (You may ask the court to protect your animals, your children’s animals, or the person in ②’s animals.)

Name (or other way to ID animal)	Type of animal	Breed (if known)	Color
(1) _____	_____	_____	_____
(2) _____	_____	_____	_____
(3) _____	_____	_____	_____
(4) _____	_____	_____	_____

b. I ask the judge to protect the animals listed above by ordering the person in ② to:

(Check all that apply)

- (1) Stay away from the animals by at least: 100 yards (300 feet) Other (number of yards): _____
- (2) Not take, sell, hide, molest, attack, strike, threaten, harm, get rid of, transfer, or borrow against the animals.
- (3) Give me sole possession, care, and control of the animals because (check all that apply):
 - Person in ② abuses the animals. I take care of these animals.
 - I purchased these animals. Other (please explain): _____

17 **Control of Property**

a. I ask the judge to give **only me** temporary use, possession, and control of the property listed here (describe):

b. Explain why you want control of the property you listed:

18 **Health and Other Insurance**

I ask the judge to order the person in ② to **not** make any changes to any insurance or other coverage for me, the person in ②, or our children, including not being allowed to cancel, cash, borrow against, transfer, dispose of, or change the beneficiaries for the insurance.

19 **Record Communications**

I ask the judge to allow me to record calls or communications the person in ② makes to me, when those calls or communications violate this restraining order.

This is not a Court Order.



20 **Property Restraint** *(only if you are married or a registered domestic partner with the person in 2.)*

I ask the judge to order the person in 2 **not to** borrow against, sell, hide, or get rid of or destroy any possessions or property, except in the usual course of business or for necessities of life. I also ask the judge to order the person in 2 to notify me of any new or big expenses and to explain them to the court.

21 **Extend My Deadline to Give Notice to Person in 2**

(Usually, the judge will give you about two weeks to give notice, or to "serve" the person in 2 of your request. If you need more time to serve, the judge may be able to give you a few extra days.)

I ask the judge to give me more time to serve the person in 2 because *(explain why you need more time)*:

22 **Pay Debts (Bills) Owed for Property**

(If you want the person in 2 to pay any debts owed for property, list them and explain why. The amount can be for the entire bill or only a portion. Some examples include rent, mortgage, car payment, etc.)

a. I ask the judge to order the person in 2 to make these payments while the restraining order is in effect:

(1) Pay to: _____ For: _____ Amount: \$ _____ Due date: _____

(2) Pay to: _____ For: _____ Amount: \$ _____ Due date: _____

(3) Pay to: _____ For: _____ Amount: \$ _____ Due date: _____

Explain why you want the person in 2 to pay the debts listed above:

b. **Special decision (finding) by the judge if you did not agree to the debt** *(optional)*

(If you did not agree to the debt or debts listed above, you can ask the judge to decide (find) that one or more debts was made without your permission and resulted from the person in 2's abuse. This may help you defend against the debt if you are sued in another case.)

Do you want the judge to make this special decision (finding)?

No Yes *(If yes, answer the questions below.)*

(1) Which of the debts listed above resulted from the abuse? *(check all that apply):*

a(1) a(2) a(3)

(2) Do you know how the person in 2 made the debt or debts?

No Yes

(If yes, explain how the person in 2 made the debt or debts):

This is not a Court Order.



Orders That You Want a Judge to Make at Your Court Date

Below is a list of orders that a judge cannot make right away but can make at your court date in a few weeks. The person in (2) must be notified of your court date before the judge can consider making any of the orders listed below. Check all the orders that you want the judge to make at your court date.

23 **Pay Expenses Caused by the Abuse**

I ask the judge to order the person in (2) to pay for things **caused directly** by the person in (2) (damaged property, medical care, counseling, temporary housing, etc.). Bring proof of these amounts to your court date.

Pay to: _____ For: _____ Amount: \$ _____
Pay to: _____ For: _____ Amount: \$ _____

24 **Child Support** *(this only applies if you have a minor child with the person in (2))*

(Check all that apply)

- a. I do not have a child support order and I want one.
- b. I have a child support order and I want it changed *(attach a copy if you have one)*.
- c. I now receive or have applied for TANF, Welfare, or CalWORKS.

25 **Spousal Support** *(this only applies if you are married or a registered domestic partner with person in (2))*

I ask the judge to order the person in (2) to give me financial assistance.

26 **Lawyer's Fees and Costs**

I ask that the person in (2) pay for some or all of my lawyer's fees and costs. (If you ask for fees and costs and the court grants your restraining order, the court must award you fees and costs if the respondent can afford to pay.)

27 **Batterer Intervention Program**

I ask the judge to order the person listed in (2) to go to a 52-week batterer intervention program. (The goal of this program is to stop abuse. There are weekly classes on accountability, abuse effects, and gender roles. If ordered, the person in (2) has to show the judge that they enrolled and completed the program.)

28 **Transfer of Wireless Phone Account**

(If the person in (2) holds the rights to your cell phone account, you can ask the judge to transfer your number or your child's number to you. This means you will be financially responsible for these accounts. If you want to have control over a mobile device, like a cell phone, make this request at (17).)

I ask the judge to order the wireless service provider to transfer the billing responsibility and rights to the wireless phone numbers listed below to me because the account currently belongs to the person in (2):

- a. My number Number of child in my care (including area code): _____
- b. My number Number of child in my care (including area code): _____

This is not a Court Order.

Automatic Orders if the Judge Grants Restraining Order

29 No Firearms (Guns), Firearm Parts, or Ammunition

If the judge grants you a restraining order, the person in ② must turn in, sell, or store any firearms (guns), firearm parts, or ammunition that they have or control. The person in ② would also be prohibited from buying firearms (guns), firearm parts, and ammunition.

30 Cannot Look for Protected People

If the judge grants you a restraining order, the person in ② will not be allowed to look for the address or location of any person protected by the restraining order, unless the court finds good cause not to make this order.

31 Additional pages

If you used additional paper or forms, enter the number of extra pages attached to this form: _____

32 Your signature

I declare under penalty of perjury under the laws of the State of California that the information above is true and correct.

Date: _____

Type or print your name



Sign your name

33 Your lawyer's signature (if you have one)

Date: _____

Lawyer's name



Lawyer's signature

Your Next Steps

1 You must complete at least three additional forms:

- [Form DV-110](#), *Temporary Restraining Order (only items 1, 2 and 3)*
- [Form DV-109](#), *Notice of Court Hearing (only items 1 and 2)*
- [Form CLETS-001](#), *Confidential CLETS Information*
- **If you are asking for child custody and visitation orders**, you must complete [form DV-105](#), *Request for Child Custody and Visitation Orders*, and [form DV-140](#), *Child Custody and Visitation Order*.

2 Turn in your completed forms to the court. Find out when your forms will be ready for you.

3 Once you get your forms back from the court, have someone "serve" a copy of all forms on the person in ②. The sheriff or marshal can do this for free. See form SER-001, *Request for Sheriff to Serve Court Papers*. Learn more about service at <https://selfhelp.courts.ca.gov/sheriff-serves-your-request-restraining-order>.

4 If you are asking for child support or spousal support you must also complete [form FL-150](#), *Income and Expense Declaration*. If you are only asking for child support, you may be eligible to fill out a simpler form, [FL-155](#). Read [form DV-570](#) to see if you are eligible. Turn in your completed form to the court before your court date. You must also have someone mail or personally deliver a copy to the person in ②.

This is not a Court Order.

This form is attached to form DV-100. (Use this form to request orders for children you have with the person in 2.)

1 Your Information

Name:
Relationship to children: Parent Legal Guardian Other (describe):

2 Person You Want Protection From

Name:
Relationship to children: Parent Legal Guardian Other (describe):

3 Children Under 18 Years Old (list from oldest to youngest)

a. Name: Date of birth:
b. Name: Date of birth:
c. Name: Date of birth:
d. Name: Date of birth:

(Check here if you need more space. Write "DV-105, Children" at the top and attach it to this form.)

4 City and State Where Children Lived

a. Have all the children listed in 3 lived together for the last five years?
Yes (Complete section 4b.)
No (If no, do not complete the section below. Instead, use form DV-105(A)).

b. List where the child or children have lived for the last five years. Start with their current location.

Table with columns: Dates (month/year), City, State, and Tribal Land, Children lived with (Me, Person in 2, Other*). Includes a checkbox for keeping current location private.

Other* (relationship to child):

This is not a Court Order.



5 History of Court Cases Involving Your Children

a. Do you know about any other case involving any child listed in ③?

- No
- Yes *(If yes, complete section below.)*

(Check all that apply. List where it was filed (city, state, or tribe), year it was filed, and case number, if known.)

- Custody _____
- Divorce _____
- Juvenile Court *(child welfare, juvenile justice)* _____
- Guardianship _____
- Criminal _____
- Other *(example: child support case)* _____

b. Is there a current order for custody or visitation in effect?

- No
- Yes *(Complete the section below.)*

What did the judge order? *(Examples: who has custody of the children and what is the visitation schedule)*

(Attach a copy of the order, if you have one.)

Why do you want to change the order?

c. If there is another parent or legal guardian besides you and the person in ②, complete the section below.

Name: _____ Parent Legal Guardian

This is not a Court Order.



Orders a Judge Can Make to Protect Your Children

To ask for orders to protect your children, answer the questions below.

6 Do you want to limit where the person in 2 can travel with your children?

- No
- Yes *(Complete the section below):*

I ask the judge to order that the person in 2 must have written permission from me, or a court order, to take the children outside:

- The county of *(list)*: _____
- California _____
- Other places *(list)*: _____

7 Do you want the person in 2 to have access to the children's records or information?

- Yes
- No *(Complete the section below):*

a. I ask the judge to order that the person in 2 **not** access or have access to the records or information for:

- All the children listed in 3.
- Only the children listed here *(names)*: _____

b. For the following records or information *(check all that apply)*:

- Medical, dental, and mental health
- School and daycare
- Extracurricular activity, including summer camps and sports teams
- Child's employment (including volunteer and unpaid positions)
- Other *(describe)*: _____

(If the judge makes this order, providers will not be able to release the protected information to the person in 2.)

8 Do you believe the person in 2 might abduct (kidnap) your children?

- No
- Yes (To ask for orders to help prevent abduction, you must complete [form DV-108, Request for Orders to Prevent Child Abduction](#), and attach it to this form.)

This is not a Court Order.

Child Custody

You can ask a judge to make custody orders for your children. There are two types of custody in California: legal and physical custody.

- **Legal custody** means the person that makes decisions about the child's health, education, and welfare.
 - **Physical custody** means the person that the child regularly lives with.
- For both types of custody, parents can share custody (joint) or one parent can have full custody (sole).

9 Do you want the judge to make child custody orders?

No

Yes (Complete the section):

Legal Custody (check one):

- Sole to me
- Sole to person in ②
- Jointly (shared) by me and person in ②.
- Other (describe):

Physical Custody (check one):

- Sole to me
- Sole to person in ②
- Jointly (shared) by me and person in ②.
- Other (describe):

Visitation (Parenting Time) with Children

You can ask a judge to make decisions about when your child spends time with the person in ②. This is called parenting time or visitation. It means the schedule and exact times each parent spends with the child. If a parent does not get custody, that parent can have parenting time with the child if a judge believes it is safe and in the child's best interest. Answer the questions below to tell the judge what parenting time you want right now for person in ②. Any orders the judge makes are temporary for now. They last until the court date (about three weeks away). On your court date, the judge can change or extend the orders.

10 Do you want the person in ② to have visits (parenting time) with the children?

- No, I ask the judge to order that person in ② have no visits. (Stop here. You have finished completing this form.)
- Yes (Go to ⑪.)

11 Do you want visits with the children to be supervised (monitored) by a third-party?

(To learn about supervised visitations, go to: <https://selfhelp.courts.ca.gov/guide-supervised-visitations>.)

- Yes (Go to ⑫.)
- No (Go to ⑬.)



12 Details of Supervised (Monitored) Visits

(Complete a and b):

a. Who do you want to supervise the visits?

(Check one):

- Nonprofessional, like a trusted relative or friend (list name, if known): _____
- Professional (list name, if known): _____

Professional fees paid by: Me _____ % Person in ② _____ % Other: _____ %

b. How often and how long should the visits be?:

(Check one):

- Once a week, for (number of hours): _____
- Twice a week, for (number of hours): _____ each visit.
- Other (describe): _____
- Check here if you want to use the chart listed below for a schedule. _____

Schedule for Supervised Visits (List the days and times the person in ② should visit with the children.)			
	Time	Person to bring children to and from visit	Location of drop-off/pick-up
Monday	Start: _____ End, if applies: _____	_____	_____
Tuesday	Start: _____ End, if applies: _____	_____	_____
Wednesday	Start: _____ End, if applies: _____	_____	_____
Thursday	Start: _____ End, if applies: _____	_____	_____
Friday	Start: _____ End, if applies: _____	_____	_____
Saturday	Start: _____ End, if applies: _____	_____	_____
Sunday	Start: _____ End, if applies: _____	_____	_____
Follow the schedule listed above (check one): <input type="checkbox"/> Every week <input type="checkbox"/> Every other week <input type="checkbox"/> Other _____			
Start date for visits (month, day, year) _____			

⚠ If you completed ⑫, you are done completing this form. Do not complete ⑬.



13 Details of Unsupervised Visits

(Complete a and b):

a. If the judge allows the person in (2) to have unsupervised visits with your children, you will have to tell the judge how you want to handle drop-off and pick-up of the children, also called child exchanges.

Do you want child exchanges to be supervised by a third-party?

- No
 Yes (Complete the section below):

Who do you want to supervise the exchanges? (Check one):

- Nonprofessional, like a trusted relative or friend (list name, if known): _____
 Professional (list name, if known): _____

Professional fees paid by: Me _____ % Person in (2) _____ % Other: _____ %

b. Describe the parenting time you want the person in (2) to have with the children.

(Use the lines or chart below to explain what days and times the person in (2) should visit with the children. Give details including when visits will happen, how often the visits should be, and who will be responsible for transporting the children.)

Schedule for Unsupervised Visits			
	Time	Person to bring children to and from visit	Location of drop-off/pick-up
Monday	Start: End, if applies:		
Tuesday	Start: End, if applies:		
Wednesday	Start: End, if applies:		
Thursday	Start: End, if applies:		
Friday	Start: End, if applies:		
Saturday	Start: End, if applies:		
Sunday	Start: End, if applies:		
Follow the schedule listed above (check one): <input type="checkbox"/> Every week <input type="checkbox"/> Every other week <input type="checkbox"/> Other _____			
Start date for visits (month, day, year) _____			

DV-105(A)**City and State Where Children Lived**

Case Number: _____

This form is attached to (check one):

- DV-105 (For person in ①: Use this form if you have children that have not lived together for the last five years.)
- DV-125 (For person in ②: Use this form to list where your children have lived for the last five years.)

(Use the space below to list where the child or children have lived for the last five years. Start with their current location.)

Name of child or children: _____

Children lived with (check all that apply):

<u>Dates (month/year)</u>		<u>City, State, and Tribal Land</u>	<u>Me</u>	<u>Person in ②</u>	<u>Other*</u>
From:	Until:	_____	<input type="checkbox"/>	<input type="checkbox"/>	<input type="checkbox"/>
		<input type="checkbox"/> Check here if you want to keep your current location private. List the state only.			
From:	Until:	_____	<input type="checkbox"/>	<input type="checkbox"/>	<input type="checkbox"/>
From:	Until:	_____	<input type="checkbox"/>	<input type="checkbox"/>	<input type="checkbox"/>
From:	Until:	_____	<input type="checkbox"/>	<input type="checkbox"/>	<input type="checkbox"/>
From:	Until:	_____	<input type="checkbox"/>	<input type="checkbox"/>	<input type="checkbox"/>
From:	Until:	_____	<input type="checkbox"/>	<input type="checkbox"/>	<input type="checkbox"/>

Other* (relationship to child): _____

(Use the space below to list another child or children who have not lived with the child or children listed above. List where they have lived for the last five years. Start with their current location.)

Name of child or children: _____

Children lived with (check all that apply):

<u>Dates (month/year)</u>		<u>City, State, and Tribal Land</u>	<u>Me</u>	<u>Person in ②</u>	<u>Other*</u>
From:	Until:	_____	<input type="checkbox"/>	<input type="checkbox"/>	<input type="checkbox"/>
		<input type="checkbox"/> Check here if you want to keep your current location private. List the state only.			
From:	Until:	_____	<input type="checkbox"/>	<input type="checkbox"/>	<input type="checkbox"/>
From:	Until:	_____	<input type="checkbox"/>	<input type="checkbox"/>	<input type="checkbox"/>
From:	Until:	_____	<input type="checkbox"/>	<input type="checkbox"/>	<input type="checkbox"/>
From:	Until:	_____	<input type="checkbox"/>	<input type="checkbox"/>	<input type="checkbox"/>
From:	Until:	_____	<input type="checkbox"/>	<input type="checkbox"/>	<input type="checkbox"/>

Other* (relationship to child): _____

- Check here to list other children with a different residence history than the children you've already listed. Use another form DV-105(A) and attach it to this form.

This is not a Court Order.

Case Number: _____

This form is attached to DV-105, *Request for Child Custody and Visitation Orders*.

(Use this form to ask for protection if you believe that the person ② might take the children without your permission and hide them from you.)

① **Your name:** _____

② **Name of Person You Want Protection From:** _____

③ **Reasons I Am Afraid of Child Abduction**

(In this section, explain to the judge why you believe there is a risk that the person ② will take your children without your permission and hide them from you. The judge will use the information below to decide whether to grant any orders you request on page 2.)

The person in ② (check all that apply):

- a. Has violated or threatened to violate a custody or visitation order.
- b. Does not have strong ties to California.
- c. Has done things recently that make it easy to take our children, like (check all that apply):
 - Quit a job
 - Closed a bank account
 - Sold or gotten rid of property
 - Sold a home or ended a lease
 - Applied for a passport, birth certificate, or school or medical records
 - Hidden or destroyed documents
 - Other (explain): _____
- d. Has a history of:
 - Abusing me
 - Child abuse
 - Abusing other partners
 - Taking away or hiding our children from me
 - Threatening to take away or hide our children from me
 - Not cooperating with me in parenting
- e. Has a criminal record
- f. Has strong ties in:
 - Another county in California (list county): _____
 - Another state (list state): _____
 - Another country (list country): _____
- g. Is a citizen of another country (list country or countries): _____
 Does the person in ② have strong family, cultural, or emotional ties to that country? Yes No
 Give examples or reasons for your answers above: _____

The statements made above are made under penalty of perjury as declared on the request form (DV-100, ③).

This is not a Court Order.

Orders a Judge Can Make to Prevent Abduction

In this section, you can ask for orders to prevent the person (2) from abducting (kidnapping) your children.

Check all the orders that you want a judge to make (order).

- 4 **Do Not Move With Children Without Permission**
I ask the judge to order that the person in (2) not move with our children without my written permission or the judge's permission.
- 5 **Turn In and Do Not Apply for Passports or Other Important Documents**
I ask the judge to order the person in (2) to not apply for passports or other documents that can be used for travel, like visas and birth certificates, and to turn in the following documents:
by (date): _____ to (name of person to give documents to): _____
- 6 **Provide Travel Plan and Documents**
If the person in (2) is allowed to travel with our children, the person in (2) should be ordered to give me:
(Check all that apply.)
 Children's travel schedule
 Copies of round-trip airline tickets
 Addresses and telephone numbers where the children can be reached
 An open airline ticket for me in case the children are not returned.
 Other (describe): _____
- 7 **Notify Other State of Travel Restrictions**
I ask the judge to order the person in (2) to register this order with _____ before the children can travel to that state for visits.
(list county and state): _____
- 8 **Notify Foreign Embassy or Consulate of Passport Restrictions**
I ask the judge to order the person in (2) to notify (name of embassy or consulate): _____
of this order and to file proof of the notification with the court by (date): _____
- 9 **Foreign Custody and Visitation Order**
I ask the judge to order the person in (2) to get a custody and visitation order equal to the most recent U.S. order before the child can travel to (list country): _____ for visits.
(Note that foreign orders may be changed or enforced depending on the laws of the country.)
- 10 **Post a Bond**
I ask the judge to order the person in (2) to post a bond for \$ _____.
If the person in (2) takes the children without my permission, I can use this money to bring the children back.

This is not a Court Order.

Clerk stamps date here when form is filed.

Instruction: The person asking for a restraining order must complete items ① and ②. The court will complete the rest of this form.

① Person Asking for Protection

Name: _____

② Person to Be Restrained

Name: _____

③ Notice of Hearing

A court hearing is scheduled on the request for restraining orders against the person in ② :

Fill in court name and street address:

Superior Court of California, County of _____

Court fills in case number when form is filed.

Case Number: _____



Date: _____ Time: _____
Dept.: _____ Room: _____

Name and address of court if different from above: _____

You may attend your court date remotely, such as by phone or videoconference. For more information, go to the court's website for the county listed above. To find the court's website, go to: www.courts.ca.gov/find-my-court.htm.

To the person in ②:

- If you attend the hearing (in person, by phone, or by videoconference) and the judge grants a restraining order against you, the order will be effective immediately, and you could be arrested if you violate the order.
- If you do not attend the hearing, the judge may still grant the restraining order that could last up to five years. After you receive a copy of the order, you could be arrested if you violate the order.

④ Temporary Restraining Orders (Any orders granted are attached on form DV-110.)

a. Temporary Restraining Orders (any order requested under Family Code section 6320): (check one)

- (1) All **granted** until the court hearing.
 (2) All **denied** until the court hearing. (Reasons for denial are given below in b.)
 (3) Partly **granted** and partly **denied** until the court hearing. (Reasons for denial are given in b.)



- 4 b. Reasons for denial of some or all of the orders requested on form DV-100.
- (1) The facts given in the request (form DV-100) do not show reasonable proof of a past act or acts of abuse. (Family Code sections 6300, 6320, and 6320.5.)
- (2) The facts given in the request do not give enough detail about the most recent incidents of abuse, including what happened, the dates, who did what to whom, or any injuries or history of abuse.
- (3) Other reasons for denial:
-

5 **Confidential Information Regarding Minor**

- a. A *Request to Keep Minor's Information Confidential* (form DV-160) was made and **granted** (see form DV-165, *Order on Request to Keep Minor's Information Confidential*, served with this form.)
- b. **If the request was granted, the information described on the order (form DV-165, item 7) must be kept CONFIDENTIAL. The disclosure or misuse of the information is punishable as a sanction, with a fine of up to \$1,000 or other court penalties.**

6 **Service of Documents by the Person in 1**

At least five _____ days before the hearing, someone age 18 or older—**not you or anyone to be protected**—must personally give (serve) a court file-stamped copy of this form (DV-109, *Notice of Court Hearing*) to the person in 2 along with a copy of all the forms indicated below:

- a. DV-100, *Request for Domestic Violence Restraining Order* (file-stamped)
- b. DV-110, *Temporary Restraining Order* (file-stamped), **if granted**
- c. DV-120, *Response to Request for Domestic Violence Restraining Order* (blank form)
- d. DV-120-INFO, *How Can I Respond to a Request for Domestic Violence Restraining Order?*
- e. DV-170, *Notice of Order Protecting Information of Minor*, and DV-165, *Order on Request to Keep Minor's Information Confidential* (file-stamped), **if granted**
- f. Other (*specify*): _____

Judge's Signature

Date: _____

Judicial Officer



To the Person in ①:

- **At the hearing:** The judge will decide if a restraining order is needed to keep you or your children safe. If the judge grants you a restraining order at the hearing, it can last up to five years. You must attend the hearing if you want the judge to make any of the orders you requested on form DV-100. Bring any evidence or witnesses you have. For more information, read [form DV-520-INFO, Get Ready for Your Restraining Order Court Hearing](#).
- **Option to cancel hearing:** If item ④ a(2) or ④ a(3) is checked, you have the option of canceling the hearing. If you cancel the hearing, your request for restraining order will not move forward. Any temporary orders made will expire on the day of the hearing. If you want to cancel the hearing, use [form DV-112, Waiver of Hearing on Denied Request for Temporary Restraining Order](#).
- **Before the hearing:** You must have someone personally serve (give) the person in ② a copy of all the papers listed in ⑥ by the deadline listed in ⑥. For more information, read form DV-200-INFO, *What Is "Proof of Personal Service"?* You may ask to reschedule the hearing if you are unable to serve the person in ② and need more time to serve the documents, or for other good reasons. Read [form DV-115-INFO, How to Ask for a New Hearing Date](#).

To the Person in ②:

- **Respond in writing (optional):** You can respond in writing by completing form DV-120, *Response to Request for Domestic Violence Restraining Order*. For more information, read [form DV-120-INFO, How Can I Respond to a Request for Domestic Violence Restraining Order?](#)
- **At the hearing:** Whether or not you respond in writing, attend the hearing if you want the judge to hear from you before making an order. At the hearing, tell the judge why you agree or disagree with the orders requested. Bring any evidence or witnesses you have. Read [form DV-520-INFO, Get Ready for Your Restraining Order Court Hearing](#).
- If you are unable to attend your court hearing or need more time to prepare your case, you may ask the judge to reschedule your court date. Read [form DV-115-INFO, How to Ask for a New Hearing Date](#).



Request for Accommodations

Assistive listening systems, computer-assisted real-time captioning, or sign language interpreter services are available if you ask at least five days before the hearing. Contact the clerk’s office or go to www.courts.ca.gov/forms for *Disability Accommodation Request* (form MC-410). (Civil Code section 54.8.)

(Clerk will fill out this part.)

Clerk's Certificate
[seal]

—Clerk's Certificate—

I certify that this *Notice of Court Hearing* is a true and correct copy of the original on file in the court.

Date: _____ Clerk, by _____, Deputy

DV-110

Temporary Restraining Order

Original Order Amended Order

Instruction: The person asking for a restraining order must complete ①, ②, and ③ only. The court will complete the rest of this form.

① **Protected Person (name):** _____

② **Restrained Person**

*Full Name: _____

*Gender: M F Nonbinary *Race: _____

*Age: _____ (estimate, if age unknown) Date of Birth: _____

Height: _____ Weight: _____

Hair Color: _____ Eye Color: _____

Relationship to person in ①: _____

Address of restrained person: _____

City: _____ State: _____ Zip: _____

Firearms, firearm parts, or ammunition that restrained person may have:
(Include information from form DV-100, item 9)

(Information that has a star (*) next to it is required to add this order into a California police database. Give all the information you know.)

Clerk stamps date here when form is filed.

Fill in court name and street address:

Superior Court of California, County of _____

Court fills in case number when form is filed.

Case Number: _____

③ **Other Protected People**

In addition to the person named in ①, the people listed below are protected by the orders listed in ⑧ through ⑪.

Full name	Relationship to person in ①	Age
_____	_____	_____
_____	_____	_____
_____	_____	_____

Check here if you need to list more people. List them on a separate piece of paper, write "DV-110, Other Protected People" at the top, and attach it to this form.

(The court will complete the rest of this form)

④ **Your Hearing Date (Court Date)**



This order expires at the end of the hearing listed below:

Hearing Date: _____ Time: _____ a.m. p.m.

This order must be enforced throughout the United States. See page 7.

This is a Court Order.



To the Person in ②

The judge has granted temporary orders. See ⑤ through ⑳. If you do not obey these orders, you can be charged with a crime, go to jail or prison, and/or pay a fine. It is a felony to take or hide a child in violation of this order.

⑤ No Firearms (Guns), Firearm Parts, or Ammunition

- a. You cannot own, possess, have, buy or try to buy, receive or try to receive, or in any other way get any prohibited item listed below in b.
- b. **Prohibited items are:**
 - (1) Firearms (guns);
 - (2) Firearm parts, meaning receivers, frames, and any item that may be used as or easily turned into a receiver or frame (see Penal Code section 16531); and
 - (3) Ammunition.
- c. Within 24 hours of receiving this order, you must sell to or store with a licensed gun dealer, or turn in to law enforcement, any prohibited items you have in your immediate possession or control.
- d. If law enforcement asks you for your prohibited items, you must turn them over immediately.
- e. Within 48 hours of receiving this order, you must file a receipt with the court that proves all prohibited items have been turned in, sold, or stored. (You may use form DV-800/JV-270, Receipt for Firearms, Firearm Parts, and Ammunition.) If law enforcement served you with the restraining order, you must give a copy of the receipt to that law enforcement agency.

⑥ Restrained Person Has Prohibited Items

The court finds that you have the following prohibited items:

a. Firearms and/or firearm parts

Description (include serial number, if known)	Location, if known	Proof of compliance received by the court
(1) _____	_____	<input type="checkbox"/> (date): _____
(2) _____	_____	<input type="checkbox"/> (date): _____
(3) _____	_____	<input type="checkbox"/> (date): _____
(4) _____	_____	<input type="checkbox"/> (date): _____

b. Ammunition

Description	Amount, if known	Location, if known	Proof of compliance received by the court
(1) _____	_____	_____	<input type="checkbox"/> (date): _____
(2) _____	_____	_____	<input type="checkbox"/> (date): _____
(3) _____	_____	_____	<input type="checkbox"/> (date): _____
(4) _____	_____	_____	<input type="checkbox"/> (date): _____

This is a Court Order.



7 **Court Hearing to Review Firearms (Guns), Firearm Parts, and Ammunition Compliance**

In addition to the hearing listed on form DV-109, item **3**, you must attend the court hearing listed below to prove that you have properly turned in, sold, or stored all prohibited items (described in **5b**) you still have or own, including any items listed in **6**. If you do not attend the court hearing listed below, a judge may find that you have violated the restraining order and notify law enforcement and a prosecuting attorney of the violation.



Date: _____ Dept.: _____
Time: _____ Room: _____

Name and address of court, if different than court address listed on page 1

8 **Cannot Look for Protected People**

You must not take any action to look for any person protected by this order, including their addresses or locations.

If checked, this order was **not granted** because the judge found good cause not to make the order.

9 **Order to Not Abuse** Not requested Denied until the hearing Granted as follows:

You must not do the following things to the person in **1** and any person listed in **3**:

- Harass, attack, strike, threaten, assault (sexually or otherwise), hit, follow, stalk, molest, destroy personal property, keep under surveillance, impersonate (on the internet, electronically, or otherwise), block movements, annoy by phone or other electronic means (including repeatedly contact), or disturb the peace.
- "Disturb the peace" means to destroy someone's mental or emotional calm. This can be done directly or indirectly, such as through someone else. This can also be done in any way, such as by phone, over text, or online. Disturbing the peace includes coercive control.
- "Coercive control" means a number of acts that unreasonably limit the free will and individual rights of any person protected by this restraining order. Examples include isolating them from friends, relatives, or other support; keeping them from food or basic needs; controlling or keeping track of them, including their movements, contacts, actions, money, or access to services; and making them do something by force, threat, or intimidation, including threats based on actual or suspected immigration status. Coercive control includes reproductive coercion meaning controlling someone's reproductive choices, such as using force, threat, or intimidation to pressure someone to be or not be pregnant, and to control or interfere with someone's contraception, birth control, pregnancy, or access to health information.

This is a Court Order.



10 No-Contact Order Not requested Denied until the hearing Granted as follows:

a. You must **not contact** the person in **1** the persons in **3**
directly or indirectly, by any means, including by telephone, mail, email, or other electronic means.

b. Exception to 10a:

(1) You may have brief and peaceful contact with the person in **1** only to communicate about your children for court-ordered visits.

(2) You may have contact with your children only during court-ordered contact or visits.

(3) Other (*explain*): _____

c. Peaceful written contact through a lawyer or process server or another person for service of legal papers related to a court case is allowed and does not violate this order.

11 Stay-Away Order Not requested Denied until the hearing Granted as follows:

a. You must stay at least (*specify*): _____ yards away from (*check all that apply*):

Person in **1**.

School of person in **1**.

Home of person in **1**.

Persons in **3**.

Job or workplace of person in **1**.

Children's school or child care.

Vehicle of person in **1**.

Other (*explain*): _____

b. Exception to 11a:

The stay-away orders do not apply:

(1) For you to exchange your children for court-ordered visits. You must do so briefly and peacefully.

(2) For you to visit with your children for court-ordered contact or visits.

(3) Other (*explain*): _____

12 Order to Move Out Not requested Denied until the hearing Granted as follows:

You must take only personal clothing and belongings needed until the hearing and move out immediately from (*address*): _____

13 Other Orders Not requested Denied until the hearing Granted as follows:

This is a Court Order.



14 Child Custody and Visitation Not requested Denied until the hearing Granted as follows:

Granted on the attached form DV-140, Child Custody and Visitation Order, and

(list other form): _____

15 Protect Animals Not requested Denied until the hearing Granted as follows:

- a. You must stay at least _____ yards away from the animals listed below.
- b. You must not take, sell, hide, molest, attack, strike, threaten, harm, get rid of, transfer, or borrow against the animals.
- c. The person in ① is given the sole possession, care, and control of the animals listed below.

Name (or other way to ID animal)	Type of animal	Breed (if known)	Color
_____	_____	_____	_____
_____	_____	_____	_____
_____	_____	_____	_____
_____	_____	_____	_____

16 Control of Property Not requested Denied until the hearing Granted as follows:

Until the hearing, **only** the person in ① can use, control, and possess the following property:

17 Health and Other Insurance Not requested Denied until the hearing Granted as follows:

The person in ① in ② is ordered **not** to cash, borrow against, cancel, transfer, dispose of, or change the beneficiaries of any insurance or coverage held for the benefit of the parties —or their children, if any— for whom support may be ordered, or both.

18 Record Communications Not requested Denied until the hearing Granted as follows:

The person in ① may record communications made by the person in ② that violate this order.

This is a Court Order.



19 Property Restraint Not requested Denied until the hearing Granted as follows:

The person in ① in ② must not transfer, borrow against, sell, hide, or get rid of or destroy any property, including animals, except in the usual course of business or for necessities of life. In addition, each person must notify the other of any new or big expenses and explain them to the court. (If the court granted ⑧, the person in ② must not contact the person in ①. To notify the person in ① of new or big expenses, have a server mail or personally give the information to the person in ① or contact their lawyer, if they have one.)

20 Pay Debts Owed for Property Not requested Denied until the hearing Granted as follows:

The person in ② must make these payments until this order ends:

Pay to: _____ For: _____ Amount: \$ _____ Due date: _____
Pay to: _____ For: _____ Amount: \$ _____ Due date: _____
Pay to: _____ For: _____ Amount: \$ _____ Due date: _____

21 Orders That May Be Made at the Hearing Date (Court Date)

If the person in ① checked any of these orders on form DV-100, a judge could grant them at your court date.

- Child Support • Lawyer's Fees and Costs • Batterer Intervention Program
- Spousal Support • Pay Expenses Caused by Abuse • Transfer of Wireless Phone Account

22 No Fee to Serve (Notify) Restrained Person

The sheriff or marshal will serve this order for free. If you want the sheriff to serve your papers, complete form SER-001, *Request for Sheriff to Serve Court Papers*. Give SER-001 and a copy of this order to the sheriff.

23 **Attached pages** (*All of the attached pages are part of this order.*)

- a. Number of pages attached to this nine-page form: _____
- b. Attachments include forms (*check all that apply*):
- DV-140 DV-145 DV-820 Other: _____

Judge's Signature

Date: _____

Judge or Judicial Officer

This is a Court Order.



Certificate of Compliance With VAWA

This temporary protective order meets all “full faith and credit” requirements of the Violence Against Women Act, 18 U.S.C. section 2265 (1994) (VAWA), upon notice of the restrained person. This court has jurisdiction over the parties and the subject matter; the restrained person has been or will be afforded notice and a timely opportunity to be heard as provided by the laws of this jurisdiction. **This order is valid and entitled to enforcement in each jurisdiction throughout the 50 states of the United States, the District of Columbia, all tribal lands, and all U.S. territories, commonwealths, and possessions and shall be enforced as if it were an order of that jurisdiction.**

Warnings and Notices to the Restrained Person in ②

Your Address to Receive Court Orders

If the judge makes a restraining order at the hearing (court date), which has the same orders as in this Temporary Restraining Order, you will get a copy of that order by mail at your last known address, which is written in ② on page 1. If your address was not listed on this form or is incorrect, contact the court. If you did not attend your hearing and want to know if the judge granted a restraining order against you, contact the court.

Child Custody, Visitation, and Support

- **Child custody and visitation:** If you do not attend your hearing (court date), the judge can make custody and visitation orders for your children without hearing from you.
- **Child support:** The judge can order child support based on the income of both parents. The judge can also have that support taken directly from a parent's paycheck. Child support can be a lot of money, and usually you have to pay until the child is age 18. File and serve **form FL-150, *Income and Expense Declaration***, or **form FL-155, *Financial Statement (Simplified)***, if you want the judge to have information about your finances. Otherwise, the court may make support orders without hearing from you.
- **Spousal support:** File and serve **form FL-150, *Income and Expense Declaration***, so the judge will have information about your finances. Otherwise, the court may make support orders without hearing from you.

Firearms (Guns), Firearm Parts, and Ammunition

Under California law, you cannot have any firearms (guns), certain firearm parts, or ammunition. (Family Code sections 6216 and 6389(a)). Ask the court for information on how to properly turn in, sell, or store these items in your city or county. You can also contact your local police department for instructions.

This is a Court Order.



Instructions for Law Enforcement

This order is effective when made. It is enforceable by any law enforcement agency that has received the order, is shown a copy of the order, or has verified its existence on the California Law Enforcement Telecommunications System (CLETS). If the law enforcement agency has not received proof of service on the restrained person, and the restrained person was not present at the court hearing, the agency shall advise the restrained person of the terms of the order and then shall enforce it. Violations of this order are subject to criminal penalties.

Duties of Officer Serving This Order

The officer who serves this order on the Restrained Person must do the following:

- Ask if the Restrained Person is in possession of any of the prohibited items listed in ⑥, or has custody or control of any that they have not already turned in.
- Order the Restrained Person to immediately surrender to you all prohibited items.
- Issue a receipt to the Restrained Person for all prohibited items that have been surrendered.
- Complete a proof of personal service and file it with the court. You may use form DV-200 for this purpose.

Within one business day of service, submit the proof of service directly into the California Restraining and Protective Order System (CARPOS), including the serving officer's name and law enforcement agency.

Arrest Required if Order Is Violated

If an officer has probable cause to believe that the restrained person had notice of the order and has disobeyed the order, the officer must arrest the restrained person. (Penal Code sections 836(c)(1), 13701(b).) A violation of the order may be a violation of Penal Code section 166 or 273.6.

If the Protected Person Contacts the Restrained Person

Even if the protected person invites or consents to contact with the restrained person, the orders remain in effect and must be enforced. The protected person cannot be arrested for inviting or consenting to contact with the restrained person. The orders can be changed only by another court order. (Penal Code section 13710(b).)

Child Custody and Visitation

Child custody and visitation orders are listed on form DV-140 or another attached form. If the judge made these orders, look at ⑩ and ⑪ of this order to see if the judge granted an exception for brief and peaceful contact with the person in ① as needed to follow court-ordered visits. Contact by the person in ② that is not brief and peaceful is a violation of this order. **Forms DV-100 and DV-105 are not orders. Do not enforce them.**

This is a Court Order.

Conflicting Orders—Priorities for Enforcement

If more than one restraining order has been issued protecting the protected person from the restrained person, the orders must be enforced in the following priority (see Penal Code section 136.2 and Family Code sections 6383(h)(2), 6405(b)):

1. **Emergency Protective Order (EPO):** If one of the orders is an *Emergency Protective Order* (form EPO-001), provisions (e.g., stay away order) that are more restrictive than in the other restraining/protective orders must be enforced. Provisions of another order that do not conflict with the EPO must be enforced.
2. **No-Contact Order:** If a restraining/protective order includes a no-contact order, the no-contact order must be enforced. Item ⑩ is an example of a no-contact order.
3. **Criminal Protective Order (CPO):** If none of the orders include an EPO or a no-contact order, the most recent CPO must be enforced. (Family Code sections 6383(h)(2) and 6405(b).) Additionally, a CPO issued in a criminal case involving charges of domestic violence, Penal Code sections 261, 261.5, or former 262, or charges requiring sex offender registration must be enforced over any civil court order. (Penal Code section 136.2(e)(2).) All provisions in the civil court order that do not conflict with the CPO must be enforced.
4. **Civil Restraining Orders:** If there is more than one civil restraining order (e.g., domestic violence, juvenile, elder abuse, civil harassment), then the order that was issued last must be enforced. Provisions that do not conflict with the most recent civil restraining order must be enforced.

(The clerk will fill out this part.)

Clerk's Certificate
[seal]

—Clerk's Certificate—

I certify that this *Temporary Restraining Order* is a true and correct copy of the original on file in the court.

Date: _____ Clerk, by _____, Deputy

This is a Court Order.

This form is attached to (*check one*): DV-110 DV-130**1 Name of Protected Person:** _____Relationship to children: Parent Legal Guardian Other (*describe*): _____**2 Name of Restrained Person:** _____Relationship to children: Parent Legal Guardian Other (*describe*): _____**3 Children Under 18 Years Old**

a. Name: _____	Date of birth: _____
b. Name: _____	Date of birth: _____
c. Name: _____	Date of birth: _____
d. Name: _____	Date of birth: _____

 (Check here if you have more children to list. On a separate piece of paper write "DV-140, Children" at the top and attach it to this form.)**4 No Travel With Children Without Permission** Person in **1** Person in **2** Other (*name*): _____**must** have written permission from the other parent, or a court order, to take the children outside of:

a. County of (*list*): _____

b. State of California

c. United States

d. Other place(s) (*list*): _____

5 Stop Access to Children's School, Health, and Other Informationa. The person in **2** must not access or have access to the records or information for:

All the children listed in **3**.

Only the children listed here (*names*): _____

b. From the following (*check all that apply*):

Medical, dental, and mental health providers

School and daycare providers

Extracurricular activity providers, including summer camps and sports teams

Child's employers (including volunteer and unpaid positions)

Other (*describe*): _____

! If you are a provider listed above, you must not release information or records regarding the children listed in **5a** to the person in **2**.**This is a Court Order.**

6 **Judge's Decision on Request for Orders to Prevent Child Abduction** (*attach form DV-145*)

7 **Child Custody**

a. Legal Custody (*The person that makes decisions about the child's health, education, and welfare.*)

- Sole to Person in **1** Jointly (shared) by persons in **1** and **2**.
 Sole to Person in **2** Other (*describe*): _____

b. Physical Custody (*The person that the child regularly lives with.*)

- Sole to Person in **1** Jointly (shared) by persons in **1** and **2**.
 Sole to Person in **2** Other (*describe*): _____

c. If the judge granted sole or joint custody to the person in **2**, the judge must explain why.

(*For judge to complete. Check all that apply.*)

- Judge's reasons given at the hearing (*See minute order or ask for the transcript.*)
 Judge's reasons listed here: _____

8 **Person in **2** must have no visitation with children until further order of the court.**

(If this form is attached to form DV-110, *Temporary Restraining Order*, this means that the judge has stopped your right to visit with your children temporarily. If you do not agree with this order, attend your court hearing.)

9 **Supervised (Monitored) Visitation with Children**

a. Person to be supervised: Person in **1** Person in **2** by:

Nonprofessional (*name and relationship to child, if known*): _____

Professional (*name, if known*): _____

(1) Fees paid by: Person in **1** _____ % Person in **2** _____ % Other: _____ %

(2) Person in **1** contact provider by (*date*): _____

Person in **2** contact provider by (*date*): _____

b. Provider's contact information, if known

Address: _____ Telephone: _____

c. Schedule of supervised visits

- (1) Once a week, for (*number of hours*): _____ each visit.
 (2) Twice a week, for (*number of hours*): _____ each visit.
 (3) Follow the Visitation Schedule listed in **12**.
 (4) Other schedule (*describe*): _____

This is a Court Order.



10 **Supervised (Monitored) Child Exchanges** (Use item 11 to describe visitation schedule.)

- a. Person to be supervised: Person in 1 Person in 2 by:
- Nonprofessional (name and relationship to child): _____
Safe location for exchanges: _____
(For more information on safe locations, go to <https://selfhelp.courts.ca.gov/guide-supervised-visitation>.)
- Professional (list name, if known): _____
- (1) Fees paid by: Person in 1 _____ % Person in 2 _____ % Other: _____ %
- (2) Person in 1 contact provider by (date): _____
Person in 2 contact provider by (date): _____
- (3) Location of exchanges to be decided by provider.
- b. Provider's contact information, if known:
Address: _____ Telephone: _____

11 **Visits With No Supervision (Unmonitored)**

- a. If the judge granted unsupervised visits to the person in 2, the judge must explain why.
(For judge to complete. Check all that apply):
- Judge's reasons given at the hearing (See minute order or ask for the transcript.)
- Judge's reasons listed here: _____

- b. Person in 1 Person in 2 will visit with the children as follows:
- (1) Visitation schedule described below:

- (2) Follow the Visitation Schedule listed in 12.

This is a Court Order.

12 **Visitation Schedule for Person in 2**

	Time	Person to bring children to and from visit	Location of drop-off/pick-up
Monday	Start: End, if applies:		
Tuesday	Start: End, if applies:		
Wednesday	Start: End, if applies:		
Thursday	Start: End, if applies:		
Friday	Start: End, if applies:		
Saturday	Start: End, if applies:		
Sunday	Start: End, if applies:		

Follow the schedule listed above (check one):

Every week Every other week Other _____

Start date for visits (month, day, year) _____

13 **Other Orders**

(Describe additional orders or refer to an attachment (e.g., FL-341(C), Children's Holiday Schedule Attachment));

14 **Country of Habitual Residence**

The country of habitual residence of the child or children in this case is The United States
or Other (specify): _____

15 **Jurisdiction and Notice**

This court has jurisdiction to make child custody orders in this case under the Uniform Child Custody Jurisdiction and Enforcement Act (part 3 of the California Family Code starting with section 3400). The responding party was given notice consistent with the laws of the State of California.

16 **Penalties for Violating This Order**

If you violate this order, you may be subject to civil or criminal penalties, or both.

This is a Court Order.

This form is attached to DV-140, *Child Custody and Visitation Order*.

① **Name of Protected Person:** _____
 Relationship to children: Parent Legal Guardian Other (*describe*): _____

② **Name of Restrained Person:** _____
 Relationship to children: Parent Legal Guardian Other (*describe*): _____

③ **Court's Decision**

Based on the information given, the judge finds that:

a. **There is not a risk** that the person in ② might take the children without proper permission. The judge has not granted any of the orders in ④ – ⑫.

b. **There is a risk** that the person in ② might take the children without permission because person in ②:
(Check all that apply):

(1) Has violated or threatened to violate a custody or visitation order.

(2) Does not have strong ties to California.

(3) Has done things recently that make it easy to take the children (*check all that apply*):

Quit a job

Sold a home or ended a lease

Closed a bank account

Hidden or destroyed documents

Sold or gotten rid of property

Applied for a passport, birth certificate, or school or medical records

(4) Has a history of (*check all that apply*):

Abusing person in ①

Taking the children without permission

Abusing other partners

Not cooperating with person ① in parenting

Child abuse

(5) Has a criminal record

(6) Has strong ties in:

Another county in California (*list county*): _____

Another state (*list states*): _____

Another country (*list country*): _____

(7) Is a citizen of another country (*list country*): _____

(8) Other reasons: _____

The Orders are Granted as Follows:

④ **Do Not Move Without Written Permission of the Other Parent or Court Order**

The person in ② must *not* move with the children outside

This county California The United States Other (*specify*): _____

without written permission from the other parent or a court order.

This is a Court Order.

5 **Turn In and Do Not Apply for Passports or Other Important Documents**

Person in **(2)** must not apply for passports or other documents that can be used for travel, like visas and birth certificates, and must turn in the following documents: _____

by *(date)*: _____ to *(name)*: _____

6 **Provide Travel Plan and Documents**

Person in **(2)** must give the person in **(1)** the following before traveling with the children *(check all that apply)*:

Children's travel schedule

Copies of round-trip airline tickets

Addresses and telephone numbers where the children can be reached

An open airline ticket for the person in **(1)** in case the children are not returned

Other *(describe)*: _____

7 **Notify Other State of Travel Restrictions**

Person in **(2)** must register this order with *(list county and state)*: _____

before the children can travel to that state for visits.

8 **Notify Foreign Embassy or Consulate of Passport Restrictions**

Person in **(2)** must notify *(name of embassy or consulate)*: _____

of this order and provide the court with proof of the notice by *(date)*: _____

9 **Foreign Custody and Visitation Order**

Person in **(2)** must get a custody and visitation order equal to the most recent U.S. order before the children can travel to *(list country)*: _____ for visits.

The court recognizes that foreign orders may be changed or enforced depending on the laws of that country.

10 **Post a Bond**

The person in **(2)** must post a bond for \$ _____.

11 **Enforcing Order**

The court authorizes any law enforcement officer to enforce this order. In this county, contact the Child Abduction Unit of the Office of the District Attorney at: _____

12 **Other** *(list other orders or jurisdictional factors)*: _____

Notice to Authorities in Other States and Countries: This court has jurisdiction to make child custody orders under California's Uniform Child Custody Jurisdiction and Enforcement Act (California Family Code, part 3, section 3400 et seq.) and The Hague Convention on the Civil Aspects of International Child Abduction (22 U.S.C. section 9001 et seq.). If jurisdiction is based on other factors, they will be listed above in **(12)**.

This is a Court Order.

CLETS-001 Confidential Information for Law Enforcement

Instructions: If you are asking for a restraining order, you must complete this form and give it to the court clerk, along with the other court forms required in your case. If the judge grants the restraining order, information you give on this form will be entered into a database (called CLETS) to help law enforcement enforce the order. If information changes later, you may complete this form again and turn it in to the court.

To Court Clerk: Do not file this form. The information on this form must be entered into the protective order registry in CLETS.

Court fills in case number when form is received.

Case Number: _____

Information that has a star (*) next to it is required. All other information is helpful.

Date received by court: _____

1 Person You Want a Restraining Order Against

*Name: _____

Other names used: _____

Marks, scars, or tattoos: _____ SSN: _____

Telephone: _____ Driver's license (number and state): _____

Vehicle type: _____ Model: _____ Year: _____ Plate number: _____

Name of employer and address: _____

Does the person speak English? Yes I don't know No (list language): _____

Does the person have any firearms (guns), firearm parts, or ammunition?

No I don't know

Yes (Give any information you have below, like the type, amount, or location of the firearm, if known.)

2 *Your Name: _____

(Skip 3 and 4 if you are asking for a gun violence restraining order (form GV-100).)

3 Your information

*Age: _____ Date of Birth (month, day, year): _____ *Gender: M F X (nonbinary)

Race: _____ Telephone: _____

Do you speak English? Yes No (list language): _____

4 Other People You Want Protected

*Name: _____ *Gender: _____ Race: _____ Date of Birth: _____

*Name: _____ *Gender: _____ Race: _____ Date of Birth: _____

*Name: _____ *Gender: _____ Race: _____ Date of Birth: _____

*Name: _____ *Gender: _____ Race: _____ Date of Birth: _____

Check here if you have more people to list. Write them on a separate piece of paper and write "Item 3" at the top and attach it to this form.

This is not a Court Order—Do not place in court file.

I was served with form DV-100, DV-109, or DV-110. What does this mean?

Someone has asked for a domestic violence restraining order against you. On the forms, you are the "person in ②" and the person who wants a restraining order against you is listed in ① on all the forms.

Form DV-100: This form has all the orders that the person in ① has asked the judge to order.

Form DV-109: Your court hearing (court date) is listed on this form. You should attend the court hearing if you do not agree to the orders requested. If you do not attend, the judge can make orders against you without hearing from you.

Form DV-110: If you were served with form DV-110, it means that the judge granted a temporary restraining order against you. You must follow the orders.

What is a Domestic Violence Restraining Order?

It is a court order that can help protect people who have been abused by someone they have been intimate with, or are closely related to. To be eligible, the person asking for the restraining order must be:

- Someone you date or used to date
- A spouse, ex-spouse, registered domestic partner, or ex-domestic partner
- Someone you live or lived with (more than a roommate)
- Your parent, sibling, child, grandparent, or grandchild related by blood, marriage, or adoption

What can a restraining order do?

A restraining order can include orders for you to:

- Not contact or harm the protected person, including children or others listed as protected people
- Stay away from all protected people and places
- Not have any firearms (guns), firearm parts, or ammunition. This includes homemade or untraceable guns, like "ghost guns."
- Move out of the place that you share with the protected person
- Follow custody and visitation orders
- Pay child support
- Pay spousal support
- Pay debt for property
- Give control of property (examples: cell phone, car, home) to the person asking for protection.

What if I have children with the person asking for a restraining order?

A restraining order can include orders for your children, including listing them as protected persons. It can also include child custody and visitation orders and orders to limit your ability to travel with your children.

How long does the order last?

If the judge granted a temporary restraining order (form DV-110), it will last until the hearing date. At your court hearing, the judge will decide whether to extend the order or cancel the order. The judge can extend the order for up to five years. Custody, visitation, child support, and spousal support orders can last longer than five years and they do not end when the restraining order ends.



DV-120-INFO How Can I Respond to a Request for Domestic Violence Restraining Order?

What do I do next?

Part 1: Turn in or sell prohibited items

If there is a temporary restraining order against you (see form DV-110), then you must immediately turn in, sell, or store any prohibited items you have or own.



Prohibited items include:

- **Firearms**, including any handgun, rifle, shotgun, and assault weapon
- **Firearm parts**, meaning receivers, frames, and any item that may be used as or easily turned into a receiver or frame
- **Ammunition**, including bullets, shells, cartridges, and clips

You must then prove to the court that you've complied with the orders. Bring [form DV-800/JV-270, Receipt for Firearms, Firearm Parts, and Ammunition](#), to a gun dealer or law enforcement when you turn in your items. After DV-800/JV-270 is complete, file it with the court. You may ask the court for information on how to turn in, sell, or store these items in your city or county. You can also read [form DV-800-INFO/JV-270-INFO, How Do I Turn In, Sell, Or Store My Firearms, Firearm Parts, and Ammunition?](#)

Part 2: Respond in writing (optional)

"Respond" means to let the judge and the other side know whether you agree or disagree with the request for restraining order, and why. Responding in writing is optional and there is no penalty if you don't. If you need more time to prepare for your case, talk to a lawyer or self-help center staff before you file a response.

If you want to respond in writing, complete [form DV-120, Response to Request for Domestic Violence Restraining Order](#). After you complete the form, file it with the court. There is no court fee to file this form. Then "serve" the form on the person asking for the restraining order. "Serve" means to have someone 18 years old or older mail a copy to the person asking for the restraining order. You cannot be the one to mail your papers. The person who mails your form must fill out [form DV-250, Proof of Service by Mail](#). After form DV-250 is completed, file it with the court.

Part 3: Get ready and go to your court hearing

Your court hearing is listed on form DV-109, *Notice of Court Hearing*. You have the option of attending your hearing in-person or remotely (by phone, or videoconference if available). For information on how to attend your hearing remotely, go to the court's website. Some courts may require advance notice. At the hearing, you and the other side will have the opportunity to tell your side of the story. For more information, read [form DV-520-INFO, Get Ready for the Restraining Order Court Hearing](#). If you need more time to prepare your case, you may ask the judge for a new court date. The judge will decide whether to grant your request. Read [form DV-115-INFO, How to Ask For a New Hearing Date](#), for more information. Note that if the judge does give you a new court date and if there is a temporary restraining order against you, the judge will usually extend the temporary restraining order until the next court date.

What if I need an interpreter?



You may use [form INT-300](#) to request an interpreter or ask the clerk how you can request one.

What if I have a disability and need an accommodation?

You may use [form MC-410](#) to request assistance. Contact the disability/ADA coordinator at your local court for more information.

Request for Accommodations



Assistive listening systems, computer-assisted real-time captioning, or sign language interpreter services are available if you ask at least five days before the hearing. Contact the clerk's office or go to www.courts.ca.gov/forms.htm for *Disability Accommodation Request* ([form MC-410](#)). (Civil Code section 54.8.)



DV-120-INFO How Can I Respond to a Request for Domestic Violence Restraining Order?

Do I need a lawyer?

It's possible to go through this process without a lawyer. But having a restraining order against you may have a lot of consequences, and you may want to hire a lawyer. If you don't hire a lawyer, you can get free help from your court's self-help center.

What if I was arrested or have criminal charges against me?

Anything you write in your court papers or say at a hearing for this case and for any criminal case can be used against you. Talk to a lawyer if you have any concerns about what you can do and say.

Where can I find a self-help center?

Free legal help is available at your court's self-help center. Find your local court's self-help center at www.selfhelp.courts.ca.gov/find. Self-help center staff will not act as your lawyer but may be able to give you information to help you decide what to do in your case, and help you with the forms. Staff may also refer you to other agencies who may be able to help you.

What if I don't obey the order?

The police can arrest you. You can go to jail and pay a fine. You must still follow the orders even if you are not a U.S. citizen. If you are worried about your immigration status, talk to an immigration lawyer.

Can I use the restraining order to get divorced or end a domestic partnership?

No. These forms will not end your marriage or registered domestic partnership. You must file other forms to end your marriage or registered domestic partnership.

What if I want to leave the county or state?

You must still comply with the restraining order, including custody and visitation orders. The restraining order is valid anywhere in the United States.

What if I have more than one restraining order against me?

If the police are called to enforce the order, they will need to follow the rules of enforcement (see "Priority of Enforcement" listed on the back of form DV-110, DV-130, and CR-160). If you have questions about any of the orders against you, contact your local self-help center or talk to a lawyer. Find your local court's self-help center at www.selfhelp.courts.ca.gov/find.

What if I am a victim or survivor of domestic violence?

The National Domestic Violence Hotline provides free and private safety tips. Help is available in over 100 languages. Visit online at www.thehotline.org or call 1-800-799-7233; 1-800-787-3224 (TTY).

What if I need a restraining order against the other person?

Do not use form DV-120 to request a domestic violence restraining order. For information on how to file your own restraining order, read [form DV-505-INFO](#). You can also ask the court clerk about free or low-cost legal help.

Information about the court process is also available online

<https://selfhelp.courts.ca.gov/respond-to-DV-restraining-order>

Clerk stamps date here when form is filed.

Use this form if someone has asked for a domestic violence restraining order against you, and you want to respond in writing. You will need a copy of form DV-100, *Request for Domestic Violence Restraining Order*, that was filled out by the person who asked for a restraining order against you. There is no cost to file this form with the court.

Do not use this form if you want to ask for your own restraining order. Read form DV-500-INFO, *Can a Domestic Violence Restraining Order Help Me?* to find out more about this type of restraining order.

Fill in court name and street address:

Superior Court of California, County of

1 Name of Person Asking for Protection:*(See form DV-100, item 1):*

2 Your Name:**! Address where you can receive court papers**

(This address will be used by the court and by the person in 1 to send you official court dates, orders, and papers. For privacy, you may use another address like a post office box, a Safe at Home address, or another person's address, if you have their permission and can get your mail regularly. If you have a lawyer, give their information.)

Address: _____

City: _____ State: _____ Zip: _____

Fill in case number:

Case Number:

! Your contact information (optional)

(The court could use this information to contact you. If you don't want the person in 1 to have this information, leave it blank or provide a safe phone number or email address. If you have a lawyer, give their information.)

Email Address: _____ Telephone: _____ Fax: _____

Your lawyer's information (if you have one)

Name: _____ State Bar No.: _____

Firm Name: _____

3 Your Hearing Date (Court Date)

Your hearing date is listed on form DV-109, *Notice of Court Hearing*. If you do not agree to having a restraining order against you, attend your hearing date. If you do not attend your hearing, the judge could grant a restraining order that could last up to five years.

This is not a Court Order.

How to complete this form: To answer the questions below, look at the form DV-100 filled out by the person in ①. Tip: When the restraining order forms say "the person in ②" that means you, and the "person in ①" means the person who is asking for a restraining order against you.

4 Information About You (see item ② on form DV-100)

The person in ① listed your name, age, gender, and date of birth. If any of the information is incorrect, use the space below to give the correct information.

5 Your Relationship to the Person in ①

In item ③ of form DV-100, has the person in ① correctly described your relationship with them?

Yes No If no, what is your relationship with the person in ①?:

6 History of Court Cases and Restraining Orders (see item ④ on form DV-100)

The person in ① may have listed other court cases or restraining orders involving you. If information is incorrect or missing, use the space below to give information.

Check here if you are including a copy of restraining order or court order that you want the judge to know about.

7 Other Protected People

If the judge grants a restraining order, it can include family or household members of the person in ①. See item ⑧ on form DV-100 to see if the person in ① is asking for other people to be protected by the restraining order.

a. I agree to the order requested.

b. I do not agree to the order requested.

Explain why you disagree, or describe a different order that you would agree to: _____

8 Order to Not Abuse (see item ⑩ on form DV-100)

a. I agree to the order requested.

b. I do not agree to the order requested.

Explain why you disagree, or describe a different order that you would agree to: _____

This is not a Court Order.



9 **No-Contact Order** (see item **11** on form DV-100)

- a. I agree to the order requested.
b. I do not agree to the order requested.

Explain why you disagree, or describe a different order that you would agree to: _____

10 **Stay-Away Order** (see item **12** on form DV-100)

- a. I agree to the orders requested.
b. I do not agree to the orders requested.

Explain why you disagree, or describe a different order that you would agree to: _____

11 **Order to Move Out** (see item **13** on form DV-100)

- a. I agree to the order requested.
b. I do not agree to the order requested.

Explain why you disagree, or describe a different order that you would agree to: _____

12 **Other Orders** (see item **14** on form DV-100)

- a. I agree to the order requested.
b. I do not agree to the order requested.

Explain why you disagree, or describe a different order that you would agree to: _____

13 **Child Custody and Visitation** (see item **15** on form DV-100 and DV-105)

- a. I am **not** the parent of the child listed in form DV-105, *Request for Child Custody and Visitation Orders*
b. I am the parent of the child or children listed in form DV-105 (*check one*):
(1) I agree to the orders requested.
(2) I do not agree to the orders requested. (Complete form DV-125, *Response to Request for Child Custody and Visitation Orders*, and attach it to this form.)

This is not a Court Order.



14 **Protect Animals** (see item **16** on form DV-100)

- a. I agree to the orders requested.
- b. I do not agree to the orders requested.

Explain why you disagree, or describe a different order that you would agree to: _____

15 **Control of Property** (see item **17** on form DV-100)

- a. I agree to the order requested.
- b. I do not agree to the order requested.

Explain why you disagree, or describe a different order that you would agree to: _____

16 **Health and Other Insurance** (see item **18** on form DV-100)

- a. I agree to the order requested.
- b. I do not agree to the order requested.

Explain why you disagree, or describe a different order that you would agree to: _____

17 **Record Communications** (see item **19** on form DV-100)

- a. I agree to the order requested.
- b. I do not agree to the order requested.

18 **Property Restraint** (see item **20** on form DV-100)

- a. I agree to the order requested.
- b. I do not agree to the order requested.

Explain why you disagree, or describe a different order that you would agree to: _____

19 **Pay Debt (Bills) Owed for Property** (see item **22** on form DV-100)

- a. I agree to the orders requested.
- b. I do not agree to the orders requested.

Explain why you disagree, or describe a different order that you would agree to: _____

This is not a Court Order.



20 **Pay Expenses Caused by the Abuse** (see item 23 on form DV-100)

- a. I agree to the order requested.
b. I do not agree to the order requested.

Explain why you disagree, or describe a different order that you would agree to: _____

21 **Child Support** (see item 24 on form DV-100)

- a. I agree to the order requested.
b. I do not agree to the order requested.
c. I agree to pay guideline child support. (Learn more about guideline child support at www.courts.ca.gov/selfhelp-support.htm.)

22 **Spousal Support** (see item 25 on form DV-100)

- a. I agree to the order requested.
b. I do not agree to the order requested.

Explain why you disagree, or describe a different order that you would agree to: _____

23 **Lawyer's Fees and Costs**

If the person in 1 checked item 26 on form DV-100, this means that they have asked the judge to order you to pay their lawyer's fees and costs. You may also ask for lawyer's fees and costs. The judge can order the person in 1 to pay for your lawyer's fees and cost if:

- (1) The person in 1's request for restraining order is denied;
- (2) The judge decides that the request was frivolous or was made only to abuse, intimidate, or cause unneeded delay; and
- (3) The person in 1 can afford to pay for your lawyer's fees and costs.

Check here if you want the person in 1 to pay for some or all of your lawyer's fees and costs.

24 **Batterer Intervention Program** (see item 27 on form DV-100)

- a. I agree to the order requested.
b. I do not agree to the order requested.

Explain why you disagree, or describe a different order that you would agree to: _____

This is not a Court Order.



25 **Transfer Wireless Phone Account** (see item 28 on form DV-100)

- a. I agree to the order requested.
- b. I do not agree to the order requested.

Explain why you disagree, or describe a different order that you would agree to: _____

26 **Firearms (Guns), Firearm Parts, or Ammunition** (see item 29 on form DV-100)

If you were served with form DV-110, *Temporary Restraining Order*, you must follow the orders in 5 on form DV-110. You must file a receipt with the court from the law enforcement agency or a licensed gun dealer within 48 hours after you received form DV-110. You may use form DV-800/JV-270, *Receipt for Firearms, Firearm Parts, and Ammunition*.

(Check all that apply)

- a. I do not own or have any prohibited items (firearms (guns), prohibited firearm parts, or ammunition).
- b. I have turned in all prohibited items that I have or own to law enforcement or sold/stored them with a licensed gun dealer. A copy of the receipt showing that I turned in, sold, or stored the prohibited items *(check all that apply)*: is attached has already been filed with the court.
- c. I ask for an exception to carry a firearm for work only. (You will have to show the judge that your work requires you to have a firearm, and that your employer cannot reassign you to another position where a firearm is not needed. If you are a peace officer, there are additional requirements.)

(Give details, like what your job is and why you need a firearm): _____

27 **Cannot Look for Protected People** (see item 30 on form DV-100)

- a. I agree to the order.
- b. I do not agree to the order.

Explain why you disagree, or describe a different order that you would agree to: _____

28 **Additional Reasons I Do Not Agree with the Request** (optional)

Explain why you do not agree to any of the orders requested by the person in 1 (give specific facts and reasons):

- Check here if you need more space. Attach a sheet of paper and write "DV-120, Additional Reasons I Do Not Agree with the Request" at the top.

This is not a Court Order.



29 **My Out-of-Pocket Expenses**

If the request for restraining order is denied by the judge at the court hearing, I ask the judge to order the person in ① to pay my out-of-pocket expenses because the temporary restraining order was granted without enough supporting facts. The expenses are:

For: _____	Because: _____	Amount: \$	<input style="width: 50px; height: 15px;" type="text"/>
For: _____	Because: _____	Amount: \$	<input style="width: 50px; height: 15px;" type="text"/>
For: _____	Because: _____	Amount: \$	<input style="width: 50px; height: 15px;" type="text"/>

30 **Additional Pages**

Number of pages attached to this form, if any: _____

31 **Your signature**

I declare under penalty of perjury under the laws of the State of California that the information above is true and correct.

Date: _____

Type or print your name

▶ _____
Sign your name

32 **Your lawyer's signature (if you have one)**

Date: _____

Lawyer's name

▶ _____
Lawyer's signature

Your Next Steps

- Turn in your completed form with the court.
- If the person in ① asked for child support, spousal support, or lawyer's fees, you must complete form FL-150, Income and Expense Declaration. If the person in ① is only asking for child support (item 24 on form DV-100), you may be eligible to fill out a simpler form, form FL-155. Read form DV-570 to see if you are eligible to fill out form FL-155. Before your court date, you must file form FL-150 or FL-155 with the court.
- Have someone else (not you) mail the person in ① a copy of your forms, and complete form DV-250, Proof of Service by Mail. File form DV-250 with the court. *(The person who mails this form must be at least 18 years old and cannot be you or someone protected on the restraining order.)*
- Prepare for your court date by gathering evidence or witnesses, if you have any. Learn more at <https://selfhelp.courts.ca.gov/respond-domestic-violence-restraining-order>. More information is also available on form DV-120-INFO, How Can I Respond to a Request for Domestic Violence Restraining Order?

This is not a Court Order.

This form is attached to form DV-120.

How to complete this form: To answer the questions below, look at the form DV-105 filled out by the person in ①. Tip: Where form DV-105 refers to "person in ②," that means you. If you need more space to complete your answer, you can use a separate piece of paper and attach it to this form. Include a title at the top of the paper (example: DV-125, Custody of Children).

1 Person Asking for Protection (see ① on form DV-105)

- a. Name: _____
- b. Relationship to children: Parent Legal Guardian Other (describe): _____

2 Your Information

- a. Name: _____
- b. Relationship to children: Parent Legal Guardian Other (describe): _____

3 Children (see ③ on form DV-105)

- a. I am the parent of the child or children listed on form DV-105.
- b. I am **not** the parent of all the children listed on form DV-105.
- c. I am **not** the parent of the following children (list names):

- d. Other (describe): _____

4 City and State Where Children Lived (see ④ on form DV-105)

- a. I agree with the information given by the person in ①.
- b. I do not agree. (Use form DV-105(A) to list where the children have lived.)

5 History of Court Cases Involving Children (see ⑤ on form DV-105)

The person in ① may have listed other court cases involving your children. If information is incorrect or missing, use the space below to give information.

(Check all that apply. List where it was filed (city, state, or tribe), year it was filed, and case number, if known.)

- Custody or Divorce _____
- Criminal _____
- Juvenile Court (child welfare, juvenile justice) _____
- Guardianship _____
- Other (example: child support case) _____

(If a judge has already made a custody or visitation order for children in this case, attach a copy of the order if you have one.)

This is not a Court Order.

6 **No Travel With Children Without Permission** (see **6** on form DV-105)

- a. I agree to the order requested.
- b. I do not agree to the order requested because: _____

- c. I would agree to a different order (describe the order you would agree to):

7 **Stop Access to Children's School, Health, and Other Information** (see **7** on form DV-105)

- a. I agree to the order requested.
- b. I do not agree to the order requested because: _____

- c. I would agree to a different order (describe the order you would agree to):

8 **Request for Orders to Prevent Child Abduction** (see **4**–**10** on form DV-108)

- a. I agree to the order requested.
- b. I do not agree to the order requested because: _____

- c. I would agree to a different order (describe the order you would agree to):

9 **Custody of Children** (see **9** on form DV-105)

- a. I agree to the order requested.
- b. I do not agree to the order requested because: _____

- c. I would agree to a different order:

Legal Custody (The person that makes decisions about the child's health, education, and welfare.)
(check one):

- Sole to me
- Sole to person in **1**
- Jointly (shared) by persons in **1** and me.
- Other (describe): _____

Physical Custody (The person that the child regularly lives with.)
(check one):

- Sole to me
- Sole to person in **1**
- Jointly (shared) by persons in **1** and me.
- Other (describe): _____

This is not a Court Order.

Case Number: _____

10 **Your Visitation (Parenting Time) with Children** (see pages 3–5 on form DV-105)

- a. I agree to the order requested.
- b. I do not agree to the order requested because: _____

- c. I would agree to a different order:
(Use the lines or chart below to describe the parenting time you want. Give as much detail as you can.)
- _____
- _____
- _____
- _____
- _____

	Time	Person to bring children to and from visit	Location of drop-off/pick-up
Monday	Start:		
	End, if applies:		
Tuesday	Start:		
	End, if applies:		
Wednesday	Start:		
	End, if applies:		
Thursday	Start:		
	End, if applies:		
Friday	Start:		
	End, if applies:		
Saturday	Start:		
	End, if applies:		
Sunday	Start:		
	End, if applies:		
Follow the schedule listed above (check one): <input type="checkbox"/> Every week <input type="checkbox"/> Every other week <input type="checkbox"/> Other _____			
Start date for visits (month, day, year) _____			

11 The statements made on this form are made under penalty of perjury as declared on form DV-120.

This is not a Court Order.

What do I need to turn in, sell, or store?

You must turn in, sell, or store all of the following prohibited items that you have or own:

- Firearms, including any handgun, rifle, shotgun, and assault weapon;
- Firearm parts, includes receivers, frames, and any item that may be used as or easily turned into a receiver or frame (also called “ghost guns”); and
- Ammunition, including bullets, shells, cartridges, and clips.

How do I properly turn in, sell, or store the prohibited items?

You must take them to:

- Law enforcement, who will accept all prohibited items for safekeeping or to destroy,
or
- A licensed gun dealer, who can buy or store your firearms. If you have firearm parts or ammunition, call ahead for more information.

When do I turn in, sell, or store prohibited items?

Immediately, if law enforcement asks you to. Otherwise, within 24 hours of being served, or told by a judge to do so.

Can I give my prohibited items to family or friends?

No, only to law enforcement or a licensed gun dealer. You cannot give your prohibited items to a family member, friend, or anyone else.

Do I have to pay a fee to store prohibited items?

You may have to pay a fee. Contact law enforcement or a licensed gun dealer about fees and whether they have space to store your items.

How do I take prohibited items to law enforcement?

Call your local law enforcement agency to ask about their procedures. They will give you specific instructions, like making sure your firearms are unloaded and in the trunk of the car. Take a copy of the restraining order with you. **Do not** bring your firearms to court.

If I turn in my firearms to law enforcement, how long will they keep them?

It depends. There are procedures for getting your firearms back after a restraining order expires. Ask the law enforcement agency.

After I give my firearms to law enforcement, can I change my mind?

Yes. You are allowed to make one sale through a licensed gun dealer. To do this, a licensed gun dealer must present a bill of sale to your local law enforcement agency. The law enforcement agency will give the licensed gun dealer the firearms you are selling.

How do I prove to the judge that I have complied with (obeyed) the orders?

- ① Bring a copy of form DV-800/JV-270, *Receipt for Firearms, Firearm Parts, and Ammunition*, with you, and ask the dealer or officer to complete and sign the form.
- ② File form DV-800/JV-270 with the court. Make sure you get two copies. All receipts must be filed with the court within 48 hours from the time you were served with the restraining order, unless the judge gave you another deadline.

Do I need to bring a copy of the receipt to anyone besides the judge?

Yes, if:

- ▶ Law enforcement served you with the restraining order, you must give them a copy of your receipt (example: form DV-800/JV-270). If you don't know who served you with the restraining order, ask the court clerk for a copy of the proof of service form for the restraining order. The law enforcement agency is listed on that form.
- ▶ You did not obey the order when you were supposed to, and the court notified law enforcement or a prosecuting attorney. (Tip: Look at forms DV-110, DV-130, or DV-820 to see if the court notified another agency. If the court did, give a copy of the receipt to the agencies listed on any of the forms).

Where can I find free help?

Free legal help is available at your court's self-help center. Find your local court's self-help center at www.selfhelp.courts.ca.gov/find. Self-help center staff will not act as your lawyer but may be able to give you information to help you decide what to do in your case, and help you with the forms. Staff may also refer you to other agencies who may be able to help you.

More information on how to obey these orders is available online

<https://selfhelp.courts.ca.gov/respond-to-DV-restraining-order/obey-firearms-orders>.

DV-800/JV-270 Receipt for Firearms, Firearm Parts, and Ammunition

Clerk stamps date here when form is filed.

1 Person Asking For Protection:

Name: _____

2 Your Information (Restrained Person)

a. Your Name: _____

b. Your Address

(This address could be used by the court and by the person in ① to send you official court dates, orders, and papers. For privacy, you may use another address like a post office box, or another person's address, if you have their permission and can get your mail regularly. If you have a lawyer, give their information.)

Address: _____

City: _____ State: _____ Zip: _____

Telephone: _____ Fax: _____

Email Address: _____

c. Your Lawyer (if you have one for this case):

Name: _____ State Bar No.: _____

Firm Name: _____

Fill in court name and street address:

Superior Court of California, County of _____

Court fills in case number when form is filed.

Case Number: _____

3 To the Restrained Person:

If a judge has ordered you to turn in, sell, or store your firearms (guns), firearm parts, and ammunition, use this form to prove to the judge that you have obeyed their orders. Take this form to a law enforcement officer or a licensed gun dealer to complete ④ or ⑤. For more information on how to properly turn in your items, read form DV-800-INFO/JV-270-INFO, *How Do I Turn In, Sell, or Store My Firearms, Firearm Parts, and Ammunition?*

4

To Law Enforcement

(Complete the section below. Keep a copy and give the original to the person in ②.)

Name of Law Enforcement Agency: _____

Name of Law Enforcement Agent: _____

Address: _____

Telephone number: _____ Email address: _____

Items Surrendered

a. Firearms, firearm parts, and ammunition transferred on:

Date: _____ Time: _____ a.m. p.m.

b. List of items. (List all the items surrendered by the person in ②. You may attach a separate form from your agency (e.g., a property report), use ⑥, or both.) Check below if you have attached a separate form:

Separate form is attached. (If it does not include all surrendered items, list additional items in ⑥.)

I declare under penalty of perjury under the laws of the State of California that the information above is true and correct.

Signature of law enforcement agent _____



Case Number: _____

5

To Licensed Gun Dealer

(Complete the section below. Keep a copy and give the original to the person in ②.)

Name of Licensed Gun Dealer: _____

License number: _____

Address: _____

Telephone number: _____ Email address: _____

Items Stored or Sold

a. Firearms, firearm parts, and ammunition transferred on:

Date: _____ Time: _____ a.m. p.m.

b. List of items. (List all the items surrendered by the person in ②. You may attach a separate form (e.g., DOJ's Report of Firearm Acquisition), use ⑥, or both.) Check below if you have attached a separate form:

Separate form is attached. (If it does not include all surrendered items, list additional items in ⑥.)

I declare under penalty of perjury under the laws of the State of California that the information above is true and correct.

▶ Signature of licensed gun dealer _____

6

List of Items Surrendered

a. Firearms and firearm parts

	Make	Model	Serial Number, if there is one	Sold	Stored	To be destroyed
(1)	_____	_____	_____	<input type="checkbox"/>	<input type="checkbox"/>	<input type="checkbox"/>
(2)	_____	_____	_____	<input type="checkbox"/>	<input type="checkbox"/>	<input type="checkbox"/>
(3)	_____	_____	_____	<input type="checkbox"/>	<input type="checkbox"/>	<input type="checkbox"/>
(4)	_____	_____	_____	<input type="checkbox"/>	<input type="checkbox"/>	<input type="checkbox"/>
(5)	_____	_____	_____	<input type="checkbox"/>	<input type="checkbox"/>	<input type="checkbox"/>
(6)	_____	_____	_____	<input type="checkbox"/>	<input type="checkbox"/>	<input type="checkbox"/>

b. Ammunition

	Brand	Type	Amount	Sold	Stored	To be destroyed
(1)	_____	_____	_____	<input type="checkbox"/>	<input type="checkbox"/>	<input type="checkbox"/>
(2)	_____	_____	_____	<input type="checkbox"/>	<input type="checkbox"/>	<input type="checkbox"/>
(3)	_____	_____	_____	<input type="checkbox"/>	<input type="checkbox"/>	<input type="checkbox"/>
(4)	_____	_____	_____	<input type="checkbox"/>	<input type="checkbox"/>	<input type="checkbox"/>
(5)	_____	_____	_____	<input type="checkbox"/>	<input type="checkbox"/>	<input type="checkbox"/>
(6)	_____	_____	_____	<input type="checkbox"/>	<input type="checkbox"/>	<input type="checkbox"/>

Check here if there is not enough space above for your answer. Use a separate sheet of paper to list other items and attach it to this form. Use "DV-800/JV-270, List of Surrendered Items" as a title.



Case Number: _____

7 To the Restrained Person:

Besides the items listed on page 2 or in an attached form, do you have or own any other firearms (guns), firearm parts, or ammunition?

No

Yes (If yes, check one of the boxes below:)

- a. I filed a *Receipt for Firearms, Firearm Parts, and Ammunition* (form DV-800/JV-270) or other proof for those items with the court on (date): _____
- b. I am filing the proof for those firearms (guns), firearm parts, or ammunition along with this proof.
- c. I have not yet filed the proof for the other firearms (guns), firearm parts, or ammunition. (Explain why not):

Your signature

I declare under penalty of perjury under the laws of the State of California that the information above is true and correct.

Date: _____

Type or print your name

▶ _____
Sign your name

Your Next Steps

- After the form is complete, make two additional copies. Take the copies and original to the court clerk to file.
- If law enforcement served you with the restraining order, give a copy to the law enforcement agency that served you with the restraining order.
- Keep a copy for yourself.

Note that failure to file a receipt with the court and with the law enforcement agency is a violation of the judge's order.

DV-250 Proof of Service by Mail

Clerk stamps date here when form is filed.

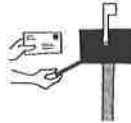
1 Name of Person Asking for Protection:

2 Name of Person to Be Restrained:

3 Notice to Server

The server must:

- Be 18 years of age or over.
- Not be listed in items ①, ② or ③ of form DV-100, *Request for Domestic Violence Restraining Order*.
- Mail a copy of all documents checked in ④ to the person in ⑤.



Fill in court name and street address:

Superior Court of California, County of

Fill in case number:

Case Number:

4 I (the server) am 18 years of age or over and live in or am employed in the county where the mailing took place. I mailed a copy of all documents checked below to the person in ⑤:

- a. DV-112, *Waiver of Hearing on Denied Request for Temporary Restraining Order*
- b. DV-120, *Response to Request for Domestic Violence Restraining Order*
- c. FL-150, *Income and Expense Declaration*
- d. FL-155, *Simplified Financial Statement*
- e. DV-130, *Restraining Order After Hearing (Order of Protection)*
- f. Other (specify): _____

5 I placed copies of the documents checked above in a sealed envelope and mailed them as described below:

- a. Name of person served: _____
- b. To this address: _____
City: _____ State: _____ Zip: _____
- c. Mailed on (date): _____
- d. Mailed from (city): _____ (state): _____

6 Server's Information

Name: _____
Address: _____
City: _____ State: _____ Zip: _____
Telephone: _____

If you are a registered process server:

County of registration: _____ Registration number: _____

7 I declare under penalty of perjury under the laws of the State of California that the information above is true and correct.

Date: _____

Type or print server's name

Server to sign here

DV-200 Proof of Personal Service

Clerk stamps date here when form is filed.


1 Name of Party Asking for Protection:

2 Name of Party to Be Restrained:

3 Notice to Server

The server must:

- Be 18 years of age or older.
- Not be listed in items ① or ⑧ of form DV-100, *Request for Domestic Violence Restraining Order*.



- Give a copy of all documents checked in ④ to the restrained party in ② (You cannot send them by mail). Then complete and sign this form, and give or mail it to the person in ①.

4 I gave the party in ② a copy of all the documents checked:

- a. DV-109 with DV-100 and a blank DV-120 (*Notice of Court Hearing; Request for Domestic Violence Restraining Order; blank Response to Request for Domestic Violence Restraining Order*)
- b. DV-110 (*Temporary Restraining Order*)
- c. DV-105 and DV-140 (*Request for Child Custody and Visitation Orders, Child Custody and Visitation Order*)
- d. FL-150 with a blank FL-150 (*Income and Expense Declaration*)
- e. FL-155 with a blank FL-155 (*Financial Statement (Simplified)*)
- f. DV-115 (*Request to Continue Hearing*)
- g. DV-116 (*Order on Request to Continue Hearing*)
- h. DV-130 (*Restraining Order After Hearing*)
- i. Other (*specify*):

5 I personally gave copies of the documents checked above to the party in ② on:

- a. Date: _____ b. Time: _____ a.m. p.m.
- c. At this address: _____

City: _____ State: _____ Zip: _____

6 Server's Information

Name: _____

Address: _____

City: _____ State: _____ Zip: _____

Telephone: _____

(If you are a registered process server):

County of registration: _____ Registration number: _____

7 Server's Signature

I declare under penalty of perjury under the laws of the State of California that the information above is true and correct.

Date: _____

Type or print server's name

Server to sign here

Fill in court name and street address:

Superior Court of California, County of

Court clerk fill in case number when form is filed.

Case Number:

What is "service"?

Service is the act of giving your court papers to the other party in your case. There are different ways to serve the other party: in person, by mail, and others.

Why do I have to serve my legal papers?

Before a judge can grant a domestic violence restraining order (that can last up to five years), the person you want a restraining order against must know about your request and have a chance to go to court to explain their side. Also, if a restraining order is in place, the police cannot arrest the restrained person for violating the restraining order until the restrained person is served with the order.



What is "personal service"?

Personal service is when someone, known as a server, personally delivers your court papers to the other party.

In most cases, these forms must be served to the other party by personal service:

- ▶ Form DV-109;
- ▶ Form DV-100;
- ▶ Form DV-110;
- ▶ Form DV-120 (leave this form blank);
- ▶ Form DV-120-INFO; and
- ▶ Form DV-250 (leave this form blank).

Who can serve?

Any adult who is not protected by the restraining order can serve your court papers. **You cannot serve your own court papers.**



Some situations may be dangerous. Think about people's safety when deciding who you want to serve your papers.

A sheriff or marshal will serve your court papers for free. A registered process server is a business you pay to deliver papers. To hire a process server, look for "process server" on the internet or in the yellow pages.

How do I have my court papers served?

○ Step 1: Choose a server

The person who gives your court papers to the other party is called a server. Your server must be at least 18-years-old. They must not be protected by the restraining order or involved in your case. This means that you cannot serve your own court papers.

○ Step 2: Have your server give your court papers to the other party

Give your server these instructions:

- 1 Before you serve the forms, note which forms you have, including the name of the form and the form number. See form DV-200 for a list of forms.
- 2 Find the person you need to serve. Make sure you are serving the right person by asking the person's name.
- 3 Give the person the papers. If the person refuses to take the papers, put them on the ground or somewhere next to the person. The person doesn't have to touch or sign for the papers. It is okay if they tear them up.
- 4 Fill out form DV-200 completely and sign.
- 5 File form DV-200 with the court or give form DV-200 to the person who is asking for the restraining order so they can file it.

○ Step 3: File proof with the court

The court needs proof that service happened and that it was done correctly. If your server was successful, have your server fully complete and sign form DV-200. **The person you want restrained does not sign anything.**

Take form DV-200 to the court to file in your case as soon as possible. This information will automatically go into a restraining order database that police have access to.

If the sheriff or marshal served your court papers, they may use another form for proof besides form DV-200. Make sure a copy is filed with the court and that you get a copy.



DV-200-INFO What Is "Proof of Personal Service"?

When is the deadline to serve my court papers?

It depends. To know the exact date, you need to look at two items on form DV-109. Follow these steps:

- **Step 1: Look at the court date listed under ③ on page 1.**

③ **Notice of Court Hearing**
A court hearing is scheduled on

Hearing Date	→	Date: _____
		Dept.: _____

- **Step 2: Look at the number of days written in ⑥ on page 2.**

⑥ **Service of Documents by the Person**
At least five ___ days before the

- **Step 3: Look at a calendar.** Subtract the number of days in ⑥ from the court date. That's the deadline to have your court papers served. It's okay to serve your court papers before the deadline.

If nothing is written in ⑥, you must have your court papers served at least five days before your court date.

What happens if I can't get my court papers served before the court date?

You will need to ask the court to reschedule (continue) your court date. Fill out and file form DV-115 and form DV-116. These forms ask the judge for a new court date and to make any temporary orders last until the end of the new court date.

If the judge gives you a new court date, the person you want restrained will have to be served with form DV-116, form DV-115, **and** the original papers you filed. You should keep a copy of form DV-115, form DV-116, and a copy of your original paperwork. That way, the police will know your orders are still in effect.

For more information on asking for a new court date, read form DV-115-INFO.

What if the other party is avoiding (evading) service?



If you've tried many times to serve the restrained person, and you can show the judge that the restrained person is avoiding (evading) service, you may ask the court to allow you to serve another way. If you want to make this request, at your first court date tell the judge details about your attempts to have the restrained person served. The judge may require a written statement for this.

Read form DV-205-INFO, *What if the Person I Want Protection From is Avoiding (Evading) Service?*, for more information.